


# CATERHAM FRANCE SERIES SPA RACING FESTIVAL 2023

## Race 1

### Sector Analysis

■ Personal Best   
 ■ Session Best   
 ■ Crossing the pit lane

Lap	Time	Sector 1	Sector 2	Sector 3	T.Sp	Elapsed	Lap	Time	Sector 1	Sector 2	Sector 3	T.Sp	Elapsed	
<b>2</b>	<b>Herve CORDEL</b>							5	2:44.296	47.862	1:13.261	43.173	202.2	13:43.380
	CCF							6	2:44.572	47.527	1:13.272	43.773	206.5	16:27.952
	Caterham							7	2:44.282	47.801	1:13.418	43.063	203.4	19:12.234
1	2:56.806	55.421	1:16.337	45.048	196.4	2:56.806		8	2:44.521	47.759	1:13.165	43.597	208.1	21:56.755
2	2:45.398	46.957	1:13.847	44.594	211.8	5:42.204		9	2:44.117	46.950	1:13.999	43.168	209.7	24:40.872
3	2:48.439	47.471	1:15.839	45.129	210.9	8:30.643		10	2:43.813	46.563	1:13.374	43.876	212.6	27:24.685
4	2:46.624	47.970	1:13.732	44.922	213.0	11:17.267		11	2:44.336	47.578	1:13.275	43.483	206.9	30:09.021
5	2:47.344	47.912	1:15.713	43.719	210.5	14:04.611								
6	2:45.874	47.385	1:14.494	43.995	206.5	16:50.485								
7	2:46.120	47.791	1:14.735	43.594	203.0	19:36.605								
8	2:46.476	47.458	1:14.197	44.821	214.7	22:23.081								
9	2:46.449	47.352	1:15.365	43.732	200.0	25:09.530								
10	2:45.617	46.577	1:15.314	43.726	211.4	27:55.147								
11	2:45.023	46.560	1:14.463	44.000	212.2	30:40.170								
<b>3</b>	<b>Pierre-Emmanuel DALLOIS</b>							<b>12</b>	<b>Arnaud GRIFFON</b>					
	IND								CCF					
	Caterham								Caterham					
1	2:47.790	50.771	1:13.925	43.094	196.7	2:47.790	1	2:49.033	51.421	1:14.021	43.591	210.9	2:49.033	
2	2:43.574	46.945	1:12.841	43.788	206.5	5:31.364	2	2:43.501	47.431	1:12.618	43.452	214.3	5:32.534	
3	2:44.840	47.736	1:13.660	43.444	209.7	8:16.204	3	2:44.379	47.056	1:13.711	43.612	208.5	8:16.913	
4	2:45.319	47.168	1:13.901	44.250	209.7	11:01.523	4	2:45.208	47.325	1:13.492	44.391	211.8	11:02.121	
5	2:44.207	46.972	1:13.397	43.838	195.3	13:45.730	5	2:44.240	47.361	1:13.832	43.047	215.1	13:46.361	
6	2:43.579	46.509	1:14.022	43.048	210.1	16:29.309	6	2:43.426	46.344	1:13.863	43.219	213.4	16:29.787	
7	2:46.074	47.020	1:14.297	44.757	209.7	19:15.383	7	2:45.360	47.082	1:13.954	44.324	213.4	19:15.147	
8	2:43.508	46.587	1:13.240	43.681	209.7	21:58.891	8	2:43.773	46.354	1:13.323	44.096	208.1	21:58.920	
9	2:45.035	46.805	1:13.764	44.466	213.0	24:43.926	9	2:44.718	46.301	1:14.014	44.403	215.6	24:43.638	
10	2:43.296	46.868	1:13.307	43.121	215.1	27:27.222	10	2:43.213	46.328	1:13.114	43.771	212.2	27:26.851	
11	2:44.651	46.880	1:13.859	43.912	201.9	30:11.873	11	2:43.284	46.593	1:13.373	43.318	216.9	30:10.135	
<b>7</b>	<b>Laura CHATELAIN</b>							<b>14</b>	<b>Marin PIGEON</b>					
	CCF								ST ELOI					
	Caterham								Caterham					
1	3:01.811	58.941	1:16.934	45.936	198.2	3:01.811	1	2:53.536	53.982	1:15.728	43.826	207.7	2:53.536	
2	2:50.642	50.998	1:14.413	45.231	207.3	5:52.453	2	2:46.172	47.439	1:13.839	44.894	206.5	5:39.708	
3	2:51.205	48.584	1:15.778	46.843	206.1	8:43.658	3	2:47.758	48.117	1:15.999	43.642	209.7	8:27.466	
4	2:53.678	49.627	1:18.498	45.553	194.6	11:37.336	4	2:47.782	47.919	1:16.113	43.750	201.9	11:15.248	
5	2:59.699	49.466	1:20.585	49.648	190.5	14:37.035	5	2:46.073	47.555	1:14.435	44.083	211.8	14:01.321	
							6	2:47.711	48.292	1:14.920	44.499	192.5	16:49.032	
							7	2:46.482	48.000	1:14.732	43.750	200.0	19:35.514	
							8	2:46.612	46.956	1:15.219	44.437	204.5	22:22.126	
							9	2:46.814	47.794	1:15.435	43.585	204.9	25:08.940	
							10	2:44.499	46.992	1:14.331	43.176	205.7	27:53.439	
							11	2:44.690	46.982	1:14.020	43.688	208.5	30:38.129	
<b>8</b>	<b>Jean-Michel DALLOIS</b>							<b>19</b>	<b>Jeremy AZAR</b>					
	IND								AMX MSP					
	Caterham								Caterham					
1	2:48.476	51.271	1:14.437	42.768	208.5	2:48.476	1	2:50.189	52.161	1:15.318	42.710	212.6	2:50.189	
2	2:43.408	46.653	1:12.955	43.800	201.1	5:31.884	2	2:43.844	47.221	1:13.025	43.598	214.7	5:34.033	
3	2:45.099	48.063	1:13.831	43.205	206.1	8:16.983	3	3:38.668	52.301	1:50.997	55.370	175.3	9:12.701	
4	2:44.959	47.210	1:13.781	43.968	213.4	11:01.942								
5	2:44.031	46.921	1:13.211	43.899	205.3	13:45.973								
6	2:43.631	46.400	1:14.016	43.215	207.7	16:29.604								
7	2:45.204	47.284	1:14.184	43.736	212.2	19:14.808								
8	2:43.252	46.175	1:13.458	43.619	205.7	21:58.060								
9	2:45.111	46.837	1:14.204	44.070	204.9	24:43.171								
10	2:43.917	46.363	1:13.790	43.764	210.5	27:27.088								
11	2:43.565	46.601	1:13.680	43.284	203.0	30:10.653								
<b>9</b>	<b>Henri BIZET</b>							<b>20</b>	<b>Franck CHAHINIAN</b>					
	PALM								CCF					
	Caterham								Caterham					
1	2:45.166	49.012	1:13.235	42.919	204.9	2:45.166	1	2:46.826	50.630	1:13.287	42.909	214.3	2:46.826	
2	2:45.002	47.817	1:13.245	43.940	201.9	5:30.168	2	2:43.814	46.810	1:13.267	43.737	209.7	5:30.640	
3	2:44.071	48.131	1:12.320	43.620	213.4	8:14.239	3	2:44.393	47.817	1:12.786	43.790	210.9	8:15.033	
4	2:44.845	48.098	1:13.528	43.219	203.8	10:59.084	4	2:44.981	47.439	1:13.885	43.657	197.8	11:00.014	
							5	2:44.031	47.027	1:13.703	43.301	204.5	13:44.045	
							6	2:43.842	46.894	1:13.591	43.357	208.9	16:27.887	
							7	2:45.125	47.898	1:13.819	43.408	202.6	19:13.012	
							8	2:43.867	47.114	1:13.522	43.231	203.0	21:56.879	
							9	2:45.199	46.896	1:14.235	44.068	209.7	24:42.078	
							10	2:44.277	46.578	1:13.887	43.812	216.0	27:26.355	
							11	2:44.822	47.265	1:13.541	44.016	210.9	30:11.177	




# CATERHAM FRANCE SERIES SPA RACING FESTIVAL 2023

## Race 1

### Sector Analysis

■ Personal Best   
 ■ Session Best   
 ■ Crossing the pit lane

Lap	Time	Sector 1	Sector 2	Sector 3	T.Sp	Elapsed	Lap	Time	Sector 1	Sector 2	Sector 3	T.Sp	Elapsed
<b>21</b> <b>Silvio BOSSI</b> CCF Caterham													
1	3:04.028	1:00.195	1:17.555	46.278	184.0	3:04.028							
2	2:56.854	51.189	1:18.816	46.849	192.9	6:00.882							
3	2:56.352	50.830	1:19.569	45.953	185.9	8:57.234							
4	2:54.741	51.182	1:17.912	45.647	195.7	11:51.975							
5	2:55.487	50.860	1:17.970	46.657	200.0	14:47.462							
6	2:58.104	51.199	1:19.148	47.757	201.9	17:45.566							
7	2:54.863	50.466	1:17.854	46.543	195.7	20:40.429							
8	2:55.671	50.651	1:18.368	46.652	191.8	23:36.100							
9	2:53.293	49.852	1:17.613	45.828	185.6	26:29.393							
10	2:54.116	49.564	1:18.154	46.398	198.2	29:23.509							
11	2:56.901	50.125	1:17.779	48.997	187.8	32:20.410							
<b>22</b> <b>Guillaume DALLOIS</b> IND Caterham													
1	2:57.565	55.766	1:16.449	45.350	184.9	2:57.565							
2	2:47.198	47.433	1:14.645	45.120	207.3	5:44.763							
3	2:48.266	48.994	1:14.307	44.965	212.6	8:33.029							
4	2:47.787	48.455	1:14.910	44.422	205.7	11:20.816							
5	2:47.548	48.812	1:14.579	44.157	206.9	14:08.364							
6	2:46.709	48.423	1:14.218	44.068	208.5	16:55.073							
7	2:47.150	47.989	1:15.173	43.988	213.0	19:42.223							
8	2:45.822	48.061	1:13.897	43.864	211.8	22:28.045							
9	2:45.054	47.457	1:13.744	43.853	215.1	25:13.099							
10	2:46.276	47.370	1:14.122	44.784	214.7	27:59.375							
11	2:48.216	47.970	1:15.243	45.003	210.1	30:47.591							
<b>23</b> <b>Pascal WEHREN</b> PALM Caterham													
1	2:46.744	49.872	1:13.480	43.392	206.1	2:46.744							
2	2:44.375	46.786	1:12.995	44.594	206.9	5:31.119							
3	2:44.826	47.813	1:13.405	43.608	201.5	8:15.945							
4	2:45.187	47.062	1:14.005	44.120	203.0	11:01.132							
5	2:43.778	46.692	1:13.773	43.313	211.8	13:44.910							
6	2:43.979	46.768	1:14.251	42.960	210.1	16:28.889							
7	2:44.682	47.175	1:13.856	43.651	208.9	19:13.571							
8	2:44.333	47.191	1:13.541	43.601	205.3	21:57.904							
9	2:44.738	46.574	1:14.174	43.990	212.2	24:42.642							
10	2:43.183	46.514	1:13.603	43.066	209.7	27:25.825							
11	2:45.216	46.976	1:13.840	44.400	211.4	30:11.041							
<b>24</b> <b>Bruno NOREGAL</b> PALM Caterham													
1	2:51.374	53.067	1:15.071	43.236	215.1	2:51.374							
2	2:43.215	46.139	1:12.503	44.573	208.5	5:34.589							
3	2:42.721	47.866	1:11.937	42.918	216.0	8:17.310							
4	2:43.583	46.935	1:13.210	43.438	213.9	11:00.893							
5	2:43.582	46.522	1:13.549	43.511	208.5	13:44.475							
6	2:43.684	46.706	1:13.476	43.502	214.3	16:28.159							
7	2:44.419	47.532	1:13.173	43.714	210.9	19:12.578							
8	2:43.857	47.398	1:12.741	43.718	207.3	21:56.435							
9	2:43.797	47.216	1:12.628	43.953	208.9	24:40.232							
10	2:44.815	47.209	1:13.812	43.794	209.3	27:25.047							
11	2:44.738	47.248	1:12.820	44.670	212.2	30:09.785							
<b>26</b> <b>Gilles CHARPENTIER</b> CCF Caterham													
1	3:06.450	1:00.667	1:19.071	46.712	196.4	3:06.450							
2	2:54.670	49.799	1:18.425	46.446	191.2	6:01.120							
3	2:53.505	50.098	1:18.464	44.943	191.5	8:54.625							
4	2:52.277	49.417	1:17.760	45.100	205.3	11:46.902							
5	2:51.797	48.825	1:17.909	45.063	207.3	14:38.699							
6	2:51.461	49.258	1:17.234	44.969	210.5	17:30.160							
7	2:50.364	48.514	1:17.595	44.255	188.5	20:20.524							
8	2:49.422	47.821	1:16.653	44.948	207.7	23:09.946							
9	2:49.703	48.467	1:16.701	44.535	208.1	25:59.649							
10	2:50.213	48.297	1:17.091	44.825	206.5	28:49.862							
11	2:50.896	48.525	1:16.926	45.445	207.3	31:40.758							
<b>28</b> <b>Claude ANOUILH</b> CCF Caterham													
1	3:01.054	57.573	1:17.493	45.988	201.9	3:01.054							
2	2:49.464	48.586	1:15.683	45.195	212.2	5:50.518							
3	2:52.886	49.330	1:16.183	47.373	209.3	8:43.404							
4	2:50.862	49.870	1:16.384	44.608	203.4	11:34.266							
5	2:50.537	48.570	1:16.816	45.151	206.1	14:24.803							
6	2:50.447	48.637	1:16.677	45.133	204.5	17:15.250							
7	2:50.236	49.209	1:16.255	44.772	204.5	20:05.486							
8	2:48.166	48.182	1:15.428	44.556	204.5	22:53.652							
9	2:48.378	48.801	1:14.954	44.623	206.9	25:42.030							
10	2:49.408	47.796	1:15.829	45.783	213.0	28:31.438							
11	2:50.197	48.911	1:16.221	45.065	203.8	31:21.635							
<b>29</b> <b>Eric MOUSSIER</b> CCF Caterham													
1	2:46.114	49.302	1:13.439	43.373	207.3	2:46.114							
2	2:43.801	46.754	1:12.811	44.236	209.3	5:29.915							
3	2:44.899	47.652	1:12.566	44.681	208.1	8:14.814							
4	2:44.719	47.446	1:13.415	43.858	207.7	10:59.533							
5	2:44.035	47.368	1:13.084	43.583	205.7	13:43.568							
6	2:45.050	47.549	1:13.755	43.746	203.0	16:28.618							
7	2:46.178	47.512	1:13.975	44.691	205.7	19:14.796							
8	2:43.689	46.346	1:13.508	43.835	212.6	21:58.485							
9	2:44.325	46.244	1:14.076	44.005	206.9	24:42.810							
10	2:43.813	46.520	1:13.595	43.698	210.1	27:26.623							
11	2:44.957	47.189	1:13.709	44.059	207.7	30:11.580							
<b>30</b> <b>Gary GACHNANG</b> PALM Caterham													
1	2:54.859	54.126	1:15.590	45.143	199.3	2:54.859							
2	2:45.089	47.517	1:13.232	44.340	205.7	5:39.948							
3	2:49.644	48.111	1:16.581	44.952	208.9	8:29.592							
<b>33</b> <b>François-Clement DELAISSE</b> CCF Caterham													
1	2:56.435	55.059	1:16.218	45.158	185.9	2:56.435							
2	2:44.851	46.624	1:14.301	43.926	208.5	5:41.286							
3	2:48.598	47.659	1:16.137	44.802	214.3	8:29.884							
4	2:46.853	46.821	1:15.399	44.633	213.0	11:16.737							
5	2:46.822	47.365	1:15.356	44.101	203.4	14:03.559							
6	2:46.269	47.665	1:14.435	44.169	203.8	16:49.828							




# CATERHAM FRANCE SERIES SPA RACING FESTIVAL 2023

## Race 1

### Sector Analysis

Personal Best							Session Best							B Crossing the pit lane																																		
Lap	Time	Sector 1	Sector 2	Sector 3	T.Sp	Elapsed	Lap	Time	Sector 1	Sector 2	Sector 3	T.Sp	Elapsed	Lap	Time	Sector 1	Sector 2	Sector 3	T.Sp	Elapsed																												
<b>35 Bastien GASSIN</b> ST ELOI Caterham																																																
1	3:08.252	55.089	1:14.650	58.513	194.6	3:08.252	4	2:47.471	46.849	1:15.688	44.934	212.2	11:16.625	7	2:46.107	47.767	1:14.691	43.649	203.8	19:35.935	8	2:46.582	47.097	1:14.823	44.662	210.9	22:22.517	9	2:46.767	47.658	1:14.706	44.403	198.9	25:09.284	10	2:46.365	46.961	1:15.439	43.965	213.0	27:55.649	11	2:45.833	46.565	1:15.607	43.661	212.2	30:41.482
<b>36 Benoit FARINES</b> PALM Caterham																																																
1	2:50.428	52.492	1:15.302	42.634	212.6	2:50.428	4	2:45.492	47.150	1:14.636	43.706	211.4	14:02.117	7	2:43.373	46.892	1:12.649	42.982	201.5	8:18.250	8	2:45.265	47.574	1:13.450	44.241	212.6	11:03.515	9	2:43.840	47.168	1:13.839	42.833	210.5	13:47.355	10	2:43.345	46.757	1:13.094	43.494	208.9	16:30.700	11	2:43.155	46.872	1:14.011	44.272	209.7	19:15.855
<b>38 Claude BOUEIX</b> DOG RACING Caterham																																																
1	2:49.538	48.843	1:16.263	44.432	207.7	2:49.538	4	2:44.104	47.069	1:13.551	43.484	207.3	13:43.894	7	2:45.155	46.872	1:14.011	44.272	209.7	19:15.855	8	2:43.373	46.892	1:13.089	43.778	214.7	21:59.228	9	2:44.602	46.881	1:13.545	44.176	213.0	24:43.830	10	2:43.696	47.155	1:13.493	43.048	213.0	27:27.526	11	2:44.592	47.001	1:13.574	44.017	214.7	30:12.118
<b>41 Pascal MEIGNAN</b> ST ELOI Caterham																																																
1	2:49.538	48.843	1:16.263	44.432	207.7	2:49.538	4	2:46.159	47.460	1:13.607	45.092	209.7	11:01.200	7	2:50.413	49.650	1:15.484	45.279	201.5	20:18.877	8	2:45.768	48.800	1:15.144	43.824	211.8	14:11.233	9	2:46.997	48.255	1:15.228	43.514	210.1	14:11.233	10	2:45.394	47.116	1:14.817	43.461	202.6	16:56.627	11	2:45.528	46.920	1:14.815	43.793	208.5	30:41.803
<b>46 Olivier FORZANO</b> PALM Caterham																																																
1	2:45.469	54.355	1:16.034	45.080	208.5	2:45.469	4	2:45.141	47.852	1:13.485	43.804	210.5	11:08.746	7	2:44.983	47.253	1:14.153	43.577	210.9	25:11.329	8	2:44.789	47.173	1:14.084	43.532	212.6	22:26.346	9	2:44.946	46.716	1:14.278	43.952	215.1	27:56.275	10	2:45.258	46.920	1:14.815	43.793	208.5	30:41.803							
<b>51 Frederic ATTIA</b> CCF Caterham																																																
1	2:57.373	54.276	1:15.947	47.150	209.7	2:57.373	4	2:47.471	46.849	1:15.688	44.934	212.2	11:16.625	7	2:46.365	46.961	1:15.439	43.965	213.0	27:55.649	8	2:45.506	47.280	1:14.071	44.155	215.6	22:20.259	9	2:44.736	47.315	1:13.755	43.666	208.1	25:04.995	10	2:44.733	46.869	1:13.603	44.261	210.1	27:49.728	11	2:44.588	47.132	1:13.452	44.004	208.1	30:34.316
<b>52 David LEGUEM</b> ST ELOI Caterham																																																
1	2:45.406	49.221	1:13.193	42.992	202.6	2:45.406	4	2:45.042	47.531	1:13.156	44.355	207.7	10:59.790	7	2:45.155	46.872	1:14.011	44.272	209.7	19:15.855	8	2:43.373	46.892	1:13.089	43.778	214.7	21:59.228	9	2:44.602	46.881	1:13.545	44.176	213.0	24:43.830	10	2:43.696	47.155	1:13.493	43.048	213.0	27:27.526	11	2:44.592	47.001	1:13.574	44.017	214.7	30:12.118
<b>59 Tristan CLAY</b> CCF Caterham																																																
1	2:45.765	49.035	1:13.004	43.726	210.9	2:45.765	4	2:46.159	47.460	1:13.607	45.092	209.7	11:01.200	7	2:45.155	46.872	1:14.011	44.272	209.7	19:15.855	8	2:43.373	46.892	1:13.089	43.778	214.7	21:59.228	9	2:44.602	46.881	1:13.545	44.176	213.0	24:43.830	10	2:43.696	47.155	1:13.493	43.048	213.0	27:27.526	11	2:44.592	47.001	1:13.574	44.017	214.7	30:12.118
<b>60 Francis CHATELAIN</b> PALM Caterham																																																
1	2:45.533	47.186	1:13.809	44.538	208.5	5:38.255	4	2:45.141	47.852	1:13.485	43.804	210.5	11:08.746	7	2:44.983	47.253	1:14.153	43.577	210.9	25:11.329	8	2:44.789	47.173	1:14.084	43.532	212.6	22:26.346	9	2:44.946	46.716	1:14.278	43.952	215.1	27:56.275	10	2:45.258	46.920	1:14.815	43.793	208.5	30:41.803							
<b>66 Pierre-Andre NICOLAS</b> PALM Caterham																																																
1	2:44.002	47.272	1:13.243	43.487	210.9	30:26.594	4	2:45.141	47.852	1:13.485	43.804	210.5	11:08.746	7	2:44.983	47.253	1:14.153	43.577	210.9	25:11.329	8	2:44.789	47.173	1:14.084	43.532	212.6	22:26.346	9	2:44.946	46.716	1:14.278	43.952	215.1	27:56.275	10	2:45.258	46.920	1:14.815	43.793	208.5	30:41.803							



# CATERHAM FRANCE SERIES SPA RACING FESTIVAL 2023

## Race 1

### Sector Analysis

■ Personal Best   
 ■ Session Best   
 ■ Crossing the pit lane

Lap	Time	Sector 1	Sector 2	Sector 3	T.Spd	Elapsed
1	2:52.536	52.719	1:15.796	44.021	206.9	2:52.536
2	2:46.977	47.750	1:14.171	45.056	206.1	5:39.513
3	2:47.133	47.742	1:14.854	44.537	208.5	8:26.646
4	2:47.134	48.140	1:15.816	43.178	205.7	11:13.780
5	2:47.109	48.178	1:14.847	44.084	204.9	14:00.889
6	2:47.477	48.310	1:14.739	44.428	204.5	16:48.366
7	2:45.265	47.325	1:14.028	43.912	210.9	19:33.631
8	2:47.377	47.910	1:15.269	44.198	208.1	22:21.008
9	2:44.269	47.477	1:13.166	43.626	211.8	25:05.277
10	2:45.137	47.071	1:13.481	44.585	213.9	27:50.414
11	2:44.219	47.316	1:12.979	43.924	210.9	30:34.633

<b>67</b> Ugo <b>LEBOUCHER</b>						
ST ELOI Caterham						
1	2:58.366	56.552	1:16.508	45.306	197.4	2:58.366
2	2:47.312	47.900	1:14.531	44.881	208.1	5:45.678
3	2:48.591	49.139	1:14.916	44.536	210.9	8:34.269
4	2:46.030	48.028	1:13.770	44.232	204.9	11:20.299
5	2:46.904	48.538	1:14.032	44.334	201.5	14:07.203
6	2:46.773	49.276	1:13.316	44.181	199.6	16:53.976
7	2:46.217	48.593	1:13.302	44.322	201.9	19:40.193
8	2:46.491	48.544	1:13.487	44.460	200.4	22:26.684
9	2:44.154	47.619	1:13.666	42.869	209.3	25:10.838
10	2:45.694	47.570	1:14.153	43.971	215.1	27:56.532
11	2:45.656	47.126	1:14.589	43.941	211.4	30:42.188

<b>70</b> Thomas <b>BOUTERIN</b>						
DOG RACING Caterham						
1	2:48.793	51.422	1:14.480	42.891	210.9	2:48.793
2	2:44.232	47.772	1:12.820	43.640	214.3	5:33.025
3	2:45.105	48.758	1:12.894	43.453	209.3	8:18.130
4	2:45.113	47.757	1:13.614	43.742	212.6	11:03.243
5	2:46.110	47.631	1:14.767	43.712	206.1	13:49.353
6	2:45.656	47.590	1:13.593	44.473	205.3	16:35.009
7	2:45.717	47.972	1:13.578	44.167	203.8	19:20.726
8	2:45.745	48.024	1:13.349	44.372	203.0	22:06.471
9	2:46.272	48.139	1:13.872	44.261	202.6	24:52.743
10	2:46.246	48.083	1:13.818	44.345	203.0	27:38.989
11	2:46.390	47.896	1:13.779	44.715	201.5	30:25.379

<b>71</b> Laurent <b>BOUTERIN</b>						
DOG RACING Caterham						
1	2:52.629	53.140	1:15.506	43.983	206.5	2:52.629
2	2:45.972	47.458	1:14.074	44.440	205.3	5:38.601
3	3:05.704	47.926	1:22.652	55.126	200.4	8:44.305

<b>74</b> Jean-Philippe <b>GOSSIAUX</b>						
ST ELOI Caterham						
1	2:51.893	51.961	1:15.411	44.521	203.8	2:51.893
2	2:46.626	47.386	1:14.213	45.027	208.1	5:38.519
3	2:48.049	47.891	1:15.511	44.647	205.3	8:26.568
4	2:49.478	48.232	1:16.544	44.702	209.7	11:16.046
5	2:46.909	47.892	1:15.307	43.710	205.7	14:02.955
6	2:46.339	48.032	1:14.159	44.148	211.4	16:49.294
7	2:46.072	47.803	1:14.436	43.833	209.7	19:35.366
8	2:46.437	47.119	1:15.077	44.241	211.8	22:21.803
9	2:46.290	47.791	1:14.852	43.647	208.1	25:08.093

Lap	Time	Sector 1	Sector 2	Sector 3	T.Spd	Elapsed
10	2:46.573	47.685	1:15.074	43.814	214.7	27:54.666
11	2:48.181	46.961	1:16.015	45.205	211.8	30:42.847


<b>75</b> Alexandre <b>PINTO</b>						
ST ELOI Caterham						
1	2:46.271	49.487	1:13.547	43.237	203.4	2:46.271
2	2:44.620	47.379	1:13.606	43.635	212.2	5:30.891
3	2:44.587	47.876	1:13.074	43.637	210.1	8:15.478
4	2:46.088	47.392	1:13.726	44.970	210.1	11:01.566
5	2:44.675	47.892	1:13.545	43.238	214.3	13:46.241
6	2:44.297	46.885	1:13.808	43.604	211.8	16:30.538
7	2:44.971	46.946	1:13.904	44.121	213.9	19:15.509
8	2:43.890	46.914	1:13.564	43.412	208.1	21:59.399
9	2:45.086	46.944	1:13.678	44.464	212.2	24:44.485
10	2:43.409	46.665	1:13.724	43.020	211.4	27:27.894
11	2:44.329	46.938	1:13.663	43.728	210.5	30:12.223

<b>76</b> Philippe <b>GOSSIAUX</b>						
ST ELOI Caterham						
1	2:59.144	56.335	1:16.488	46.321	192.9	2:59.144
2	2:48.884	48.768	1:15.287	44.829	199.6	5:48.028
3	2:49.299	48.885	1:15.422	44.992	201.9	8:37.327
4	2:48.534	48.645	1:15.265	44.624	198.5	11:25.861
5	2:49.665	48.526	1:16.075	45.064	198.9	14:15.526
6	2:50.076	49.125	1:16.049	44.902	193.2	17:05.602
7	2:52.050	49.385	1:17.096	45.569	197.8	19:57.652
8	2:52.161	49.140	1:17.147	45.874	187.2	22:49.813
9	2:50.835	49.230	1:16.557	45.048	192.9	25:40.648
10	2:51.290	48.450	1:16.058	46.782	198.9	28:31.938
11	2:51.041	48.455	1:16.937	45.649	200.7	31:22.979

<b>81</b> François-Xavier <b>FLEURY</b>						
ST ELOI Caterham						
1	2:59.099	56.949	1:16.666	45.484	204.2	2:59.099
2	2:45.202	47.212	1:14.182	43.808	210.9	5:44.301
3	2:48.118	49.168	1:13.391	45.559	209.7	8:32.419
4	2:45.807	47.791	1:13.156	44.860	213.4	11:18.226
5	2:45.709	47.558	1:14.271	43.880	209.7	14:03.935
6	2:46.244	47.410	1:14.620	44.214	211.4	16:50.179
7	2:46.256	47.627	1:14.653	43.976	201.1	19:36.435
8	2:46.307	47.656	1:14.343	44.308	210.5	22:22.742
9	2:46.122	47.732	1:14.594	43.796	207.3	25:08.864
10	2:45.344	47.047	1:15.169	43.128	208.5	27:54.208
11	2:44.929	46.426	1:14.434	44.069	212.6	30:39.137

<b>83</b> Robin <b>CATHELINEAU</b>						
ST ELOI Caterham						
1	3:03.474	59.344	1:17.387	46.743	194.9	3:03.474
2	2:55.380	50.264	1:17.469	47.647	208.9	5:58.854
3	2:57.266	52.208	1:19.280	45.778	182.1	8:56.120
4	2:53.731	50.768	1:17.272	45.691	204.5	11:49.851
5	2:53.338	50.553	1:17.140	45.645	200.4	14:43.189
6	2:54.379	51.573	1:16.646	46.160	202.2	17:37.568
7	2:55.584	51.187	1:17.451	46.946	200.0	20:33.152
8	2:53.584	50.164	1:16.874	46.546	199.6	23:26.736
9	2:51.942	50.051	1:16.330	45.561	200.7	26:18.678
10	2:50.661	49.626	1:15.657	45.378	201.5	29:09.339





# CATERHAM FRANCE SERIES SPA RACING FESTIVAL 2023

## Race 1

### Sector Analysis

							<span style="color: green;">■</span> Personal Best <span style="color: purple;">■</span> Session Best <span style="color: blue;">B</span> Crossing the pit lane						
Lap	Time	Sector 1	Sector 2	Sector 3	T.Spd	Elapsed	Lap	Time	Sector 1	Sector 2	Sector 3	T.Spd	Elapsed
<b>86</b> Alexandre MEIGNAN													
ST ELOI							Caterham						
1	2:47.868	51.337	1:13.629	42.902	210.5	2:47.868	4	2:47.867	47.824	1:15.358	44.685	206.5	11:14.974
2	2:43.904	47.044	1:12.949	43.911	206.1	5:31.772	5	2:46.569	47.943	1:14.852	43.774	207.7	14:01.543
3	2:44.942	47.550	1:14.224	43.168	199.6	8:16.714	6	2:46.512	47.647	1:14.356	44.509	208.1	16:48.055
4	2:45.747	47.565	1:13.887	44.295	203.0	11:02.461	7	2:46.387	47.774	1:14.449	44.164	208.1	19:34.442
5	2:51.612	47.219	1:17.776	46.617	193.5	13:54.073	8	2:47.566	47.654	1:14.890	45.022	214.3	22:22.008
							9	2:45.397	47.547	1:14.317	43.533	209.7	25:07.405
							10	2:44.574	46.944	1:13.801	43.829	210.9	27:51.979
							11	2:44.188	46.837	1:13.641	43.710	213.0	30:36.167
<b>87</b> Yann GASPARDINI													
ST ELOI							Caterham						
1	2:59.551	57.408	1:16.519	45.624	202.6	2:59.551							
2	2:47.488	48.637	1:14.321	44.530	197.8	5:47.039							
3	2:49.064	47.931	1:14.971	46.162	202.2	8:36.103							
4	2:49.221	49.217	1:15.286	44.718	201.5	11:25.324							
5	2:46.821	48.193	1:14.518	44.110	206.9	14:12.145							
6	2:47.235	48.546	1:14.155	44.534	203.8	16:59.380							
7	2:46.822	48.348	1:14.192	44.282	204.9	19:46.202							
8	2:47.519	48.411	1:14.425	44.683	201.5	22:33.721							
9	2:47.879	48.185	1:14.401	45.293	201.9	25:21.600							
10	2:50.244	50.169	1:14.542	45.533	201.1	28:11.844							
11	2:49.581	49.723	1:13.849	46.009	204.9	31:01.425							
<b>88</b> Patrick SENARD													
CCF							Caterham						
1	2:58.045	56.557	1:16.818	44.670	197.4	2:58.045							
2	2:47.229	47.399	1:14.873	44.957	200.4	5:45.274							
3	2:49.765	49.324	1:14.971	45.470	211.8	8:35.039							
4	2:46.224	47.514	1:14.425	44.285	191.5	11:21.263							
5	2:49.170	48.594	1:16.116	44.460	199.6	14:10.433							
6	2:47.512	47.708	1:14.720	45.084	208.1	16:57.945							
7	2:49.100	48.188	1:15.130	45.782	205.3	19:47.045							
8	2:48.212	48.582	1:14.972	44.658	204.5	22:35.257							
9	2:48.856	49.132	1:14.823	44.901	202.6	25:24.113							
10	2:47.485	48.548	1:14.034	44.903	207.3	28:11.598							
11	2:48.732	48.785	1:14.604	45.343	200.7	31:00.330							
<b>92</b> Olivier LOI													
ST ELOI							Caterham						
1	2:53.210	53.759	1:15.609	43.842	208.9	2:53.210							
2	2:46.676	47.873	1:13.940	44.863	210.9	5:39.886							
3	2:47.830	47.479	1:15.279	45.072	208.9	8:27.716							
4	2:47.666	47.492	1:15.668	44.506	210.9	11:15.382							
5	2:46.371	47.694	1:14.984	43.693	199.6	14:01.753							
6	2:47.010	47.714	1:14.680	44.616	212.6	16:48.763							
7	2:45.448	47.048	1:14.201	44.199	208.1	19:34.211							
8	2:47.713	47.419	1:15.000	45.294	207.7	22:21.924							
9	2:46.558	47.873			209.3	25:08.482							
10	2:45.498	47.260	1:14.277	43.961	208.5	27:53.980							
11	2:44.701	46.552	1:14.195	43.954	206.5	30:38.681							
<b>98</b> Olivier GUERIN													
CCF							Caterham						
1	2:55.418	55.343	1:15.550	44.525	197.4	2:55.418							
2	2:44.666	46.797	1:13.088	44.781	215.1	5:40.084							
3	2:47.023	47.772	1:15.019	44.232	210.9	8:27.107							