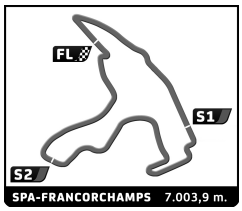

CATERHAM FRANCE SERIES
SPA RACING FESTIVAL 2023
Race 2

Sector Analysis

Personal Best | Session Best | **B** Crossing the pit lane

2 Herve CORDEL
CCF — Caterham

Lap	Time	Sector 1	Sector 2	Sector 3	T.Spd	Elapsed
1	6:31.199	3:45.090	1:44.108	1:02.001	96.0	6:31.199
2	3:38.761	1:02.277	1:38.022	58.462	132.2	10:09.960
3	3:25.079	58.535	1:33.232	53.312	160.2	13:35.039
4	3:21.050	56.171	1:32.455	52.424	162.4	16:56.089
5	3:16.564	54.571	1:30.097	51.896	183.1	20:12.653
6	3:24.194	54.267	1:32.108	57.819	187.8	23:36.847
7	3:21.842	54.782	1:30.583	56.477	176.2	26:58.689
8	3:35.882	1:00.911	1:37.042	57.929	145.0	30:34.571

3 Pierre-Emmanuel DALLOIS
IND — Caterham

Lap	Time	Sector 1	Sector 2	Sector 3	T.Spd	Elapsed
1	6:31.558	3:45.891	1:43.928	1:01.739	87.9	6:31.558
2	3:39.291	1:02.840	1:38.651	57.800	124.3	10:10.849
3	3:26.342	58.690	1:34.429	53.223	131.1	13:37.191
4	3:21.068	55.313	1:33.665	52.090	152.3	16:58.259
5	3:18.242	55.321	1:31.468	51.453	149.2	20:16.501
6	3:26.794	55.785	1:34.063	56.946	143.4	23:43.295
7	3:21.691	55.681	1:31.843	54.167	163.9	27:04.986
8	3:31.873	56.624	1:36.118	59.131	144.8	30:36.859

7 Laura CHATELAIN
CCF — Caterham

Lap	Time	Sector 1	Sector 2	Sector 3	T.Spd	Elapsed
1	6:49.273	4:01.912	1:44.071	1:03.290	81.9	6:49.273
2	3:35.476	1:02.399	1:36.812	56.265	146.3	10:24.749
3	3:25.417	57.335	1:34.652	53.430	157.0	13:50.166
4	3:23.473	55.930	1:34.038	53.505	155.8	17:13.639
5	3:24.790	55.572	1:34.061	55.157	176.2	20:38.429
6	3:32.288	56.184	1:36.538	59.566	166.7	24:10.717
7	3:21.694	56.905	1:32.206	52.583	164.1	27:32.411
8	3:18.009	55.100	1:31.183	51.726	165.4	30:50.420

8 Jean-Michel DALLOIS
IND — Caterham

Lap	Time	Sector 1	Sector 2	Sector 3	T.Spd	Elapsed
1	6:22.505	3:38.355	1:40.436	1:03.714	115.8	6:22.505
2	3:39.093	1:03.757	1:35.920	59.416	136.2	10:01.598
3	3:20.234	55.887	1:32.634	51.713	150.6	13:21.832
4	3:16.754	54.405	1:31.092	51.257	155.2	16:38.586
5	3:14.663	53.817	1:30.273	50.573	176.8	19:53.249
6	3:20.737	52.917	1:33.567	54.253	182.1	23:13.986
7	3:37.878	59.126	1:36.807	1:01.945	135.2	26:51.864
8	3:36.945	1:01.232	1:37.447	58.266	134.3	30:28.809

9 Henri BIZET
PALM — Caterham

Lap	Time	Sector 1	Sector 2	Sector 3	T.Spd	Elapsed
1	6:10.866	3:31.218	1:36.188	1:03.460	118.9	6:10.866
2	3:43.912	1:05.150	1:39.455	59.307	149.2	9:54.778
3	3:18.190	54.979	1:31.440	51.771	163.6	13:12.968
4	3:16.758	54.834	1:30.651	51.273	170.9	16:29.726
5	3:13.928	54.002	1:29.372	50.554	169.5	19:43.654
6	3:19.962	53.636	1:31.213	55.113	185.9	23:03.616
7	3:43.430	1:03.954	1:39.491	59.985	122.3	26:47.046
8	3:39.753	1:01.347	1:39.922	58.484	151.0	30:26.799

14 Marin PIGEON
ST ELOI — Caterham

Lap	Time	Sector 1	Sector 2	Sector 3	T.Spd	Elapsed
1	6:39.686	3:51.418	1:45.199	1:03.069	106.5	6:39.686
2	3:35.819	1:01.273	1:37.479	57.067	145.9	10:15.505
3	3:21.062	55.647	1:33.908	51.507	153.0	13:36.567
4	3:17.581	53.908	1:32.752	50.921	179.4	16:54.148
5	3:16.245	53.731	1:31.685	50.829	165.6	20:10.393
6	3:24.884	53.719	1:34.140	57.025	166.7	23:35.277
7	3:22.149	54.716	1:31.646	55.787	157.2	26:57.426
8	3:36.469	1:01.194	1:36.717	58.558	143.2	30:33.895

19 Jeremy AZAR
AMX MSP — Caterham

Lap	Time	Sector 1	Sector 2	Sector 3	T.Spd	Elapsed
1	6:07.573	3:27.446	1:38.389	1:01.738	103.3	6:07.573
2	3:45.817	1:06.300	1:40.357	59.160	134.7	9:53.390
3	3:19.293	55.418	1:32.032	51.843	162.4	13:12.683
4	3:14.674	54.041	1:29.559	51.074	168.5	16:27.357
5	3:14.462	54.062	1:29.546	50.854	166.2	19:41.819
6	3:20.941	53.542	1:32.367	55.032	173.6	23:02.760
7	3:43.233	1:04.139	1:39.497	59.597	133.2	26:45.993
8	3:40.214	1:01.864	1:39.982	58.368	141.9	30:26.207

20 Franck CHAHINIAN
CCF — Caterham

Lap	Time	Sector 1	Sector 2	Sector 3	T.Spd	Elapsed
1	6:16.614	3:34.891	1:38.240	1:03.483	117.1	6:16.614
2	3:42.745	1:04.669	1:37.210	1:00.866	151.7	9:59.359
3	3:21.248	55.783	1:31.898	53.567	167.4	13:20.607
4	3:16.369	54.143	1:30.403	51.823	179.7	16:36.976
5	3:16.261	54.534	1:30.313	51.414	185.6	19:53.237
6	3:24.656	54.763	1:35.703	54.190	178.5	23:17.893
7	3:35.517	58.021	1:36.273	1:01.223	150.6	26:53.410
8	3:37.299	1:01.478	1:37.486	58.335	131.2	30:30.709

21 Silvio BOSSI
CCF — Caterham

Lap	Time	Sector 1	Sector 2	Sector 3	T.Spd	Elapsed
1	7:07.380	4:10.947	1:51.437	1:04.996	118.4	7:07.380
2	3:42.768	1:03.040	1:42.161	57.567	148.8	10:50.148
3	3:35.915	59.583	1:39.460	56.872	140.8	14:26.063
4	3:36.830	58.781	1:39.781	58.268	148.4	18:02.893
5	3:45.780	58.973	1:39.156	1:07.651	142.3	21:48.673
6	3:37.724	1:00.004	1:40.170	57.550	134.5	25:26.397
7	3:29.169	57.256	1:37.409	54.504	154.5	28:55.566
8	3:26.979	56.462	1:36.927	53.590	156.5	32:22.545

22 Guillaume DALLOIS
IND — Caterham

Lap	Time	Sector 1	Sector 2	Sector 3	T.Spd	Elapsed
1	6:56.748	4:05.199	1:48.446	1:03.103	94.4	6:56.748
2	3:40.374	1:03.457	1:39.633	57.284	139.5	10:37.122
3	3:29.177	57.113	1:35.933	56.131	158.1	14:06.299
4	3:27.724	57.964	1:35.640	54.120	168.7	17:34.023
5	3:24.289	55.395	1:34.550	54.344	161.7	20:58.312
6	3:25.821	57.346	1:34.790	53.685	157.4	24:24.133
7	3:22.592	55.847	1:34.175	52.570	158.4	27:46.725
8	3:21.412	55.807	1:33.475	52.130	162.2	31:08.137

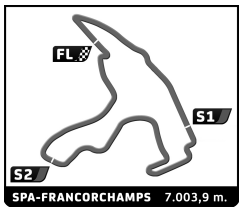

CATERHAM FRANCE SERIES
SPA RACING FESTIVAL 2023
Race 2

Sector Analysis

Personal Best | Session Best | B Crossing the pit lane

23 Pascal WEHRLEN
PALM — Caterham

Lap	Time	Sector 1	Sector 2	Sector 3	T.Spd	Elapsed
1	6:36.627	3:50.722	1:45.140	1:00.765	113.7	6:36.627
2	3:38.310	1:02.674	1:36.698	58.938	127.4	10:14.937
3	3:25.728	56.357	1:35.115	54.256	143.4	13:40.665
4	3:22.083	55.576	1:34.060	52.447	157.2	17:02.748
5	3:23.502	54.690	1:32.430	56.382	168.5	20:26.250
6	3:37.895	59.501	1:42.475	55.919	142.1	24:04.145
7	3:20.751	55.800	1:32.398	52.553	170.6	27:24.896
8	3:15.707	54.382	1:30.309	51.016	168.0	30:40.603

24 Bruno NOREGRAL
PALM — Caterham

Lap	Time	Sector 1	Sector 2	Sector 3	T.Spd	Elapsed
1	6:06.868	3:26.662	1:38.267	1:01.939	113.7	6:06.868
2	3:45.747	1:05.709	1:40.789	59.249	147.3	9:52.615
3	3:18.862	55.360	1:31.538	51.964	182.7	13:11.477
4	3:19.140	55.401	1:31.387	52.352	164.9	16:30.617
5	3:14.974	54.076	1:30.138	50.760	185.2	19:45.591
6	3:19.527	53.977	1:32.441	53.109	180.9	23:05.118
7	3:43.922	1:04.360	1:38.639	1:00.923	109.3	26:49.040
8	3:38.523	1:00.716	1:39.215	58.592	155.8	30:27.563

26 Gilles CHARPENTIER
CCF — Caterham

Lap	Time	Sector 1	Sector 2	Sector 3	T.Spd	Elapsed
1	7:02.583	4:08.902	1:50.636	1:03.045	109.9	7:02.583
2	3:41.786	1:03.738	1:41.615	56.433	151.7	10:44.369
3	3:32.024	58.624	1:38.123	55.277	148.1	14:16.393
4	3:29.402	57.173	1:36.838	55.391	146.7	17:45.795
5	3:26.101	56.137	1:35.029	54.935	149.6	21:11.896
6	3:27.784	57.097	1:35.378	55.309	163.6	24:39.680
7	3:24.488	57.266	1:34.633	52.589	157.2	28:04.168
8	3:21.117	56.151	1:32.703	52.263	163.6	31:25.285

28 Claude ANOUILH
CCF — Caterham

Lap	Time	Sector 1	Sector 2	Sector 3	T.Spd	Elapsed
1	7:00.960	4:07.150	1:49.580	1:04.230	105.0	7:00.960
2	3:39.338	1:02.676	1:39.602	57.060	143.0	10:40.298
3	3:27.818	57.436	1:35.722	54.660	172.2	14:08.116
4	3:34.717	57.862	1:42.338	54.517	185.9	17:42.833
5	3:23.989	56.389	1:34.284	53.316	174.2	21:06.822
6	3:23.872	55.900	1:34.692	53.280	190.8	24:30.694

29 Eric MOUSSIER
CCF — Caterham

Lap	Time	Sector 1	Sector 2	Sector 3	T.Spd	Elapsed
1	6:26.213	3:40.878	1:40.145	1:05.190	106.5	6:26.213
2	3:38.536	1:03.372	1:35.163	1:00.001	115.3	10:04.749
3	3:19.262	54.847	1:32.367	52.048	168.5	13:24.011
4	3:16.050	53.686	1:31.282	51.082	182.4	16:40.061
5	3:14.192	53.874	1:29.859	50.459	170.9	19:54.253
6	3:23.162	53.343	1:35.474	54.345	192.5	23:17.415
7	3:35.371	57.651	1:36.245	1:01.475	151.0	26:52.786
8	3:37.641	1:01.402	1:37.628	58.611	141.9	30:30.427

30 Gary GACHNANG
PALM — Caterham

Lap	Time	Sector 1	Sector 2	Sector 3	T.Spd	Elapsed
1	6:34.663	3:48.342	1:43.907	1:02.414	99.9	6:34.663
2	3:36.522	1:02.763	1:36.251	57.508	138.6	10:11.185
3	3:17.733	54.784	1:30.957	51.992	153.6	13:28.918
4	3:14.065	53.877	1:29.478	50.710	170.1	16:42.983
5	3:12.931	53.862	1:28.685	50.384	178.8	19:55.914
6	3:23.206	53.341	1:34.749	55.116	172.5	23:19.120
7	3:34.827	57.733	1:35.672	1:01.422	147.9	26:53.947
8	3:37.485	1:01.515	1:37.233	58.737	128.6	30:31.432

33 François-Clement DELAISSE
CCF — Caterham

Lap	Time	Sector 1	Sector 2	Sector 3	T.Spd	Elapsed
1	6:23.222	3:39.496	1:40.897	1:02.829	118.7	6:23.222
2	3:39.736	1:03.858	1:36.034	59.844	134.2	10:02.958
3	3:22.600	55.583	1:34.094	52.923	147.9	13:25.558
4	3:18.647	54.629	1:31.549	52.469	182.1	16:44.205
5	3:16.363	53.851	1:30.993	51.519	177.0	20:00.568
6	3:23.407	53.899	1:35.652	53.856	168.5	23:23.975
7	3:30.452	56.001	1:33.282	1:01.169	153.6	26:54.427
8	3:37.395	1:01.550	1:37.266	58.579	128.6	30:31.822

35 Bastien GASSIN
ST ELOI — Caterham

Lap	Time	Sector 1	Sector 2	Sector 3	T.Spd	Elapsed
1	6:09.268	3:28.074	1:38.095	1:03.099	105.5	6:09.268
2	3:44.624	1:04.986	1:40.173	59.465	134.7	9:53.892
3	3:16.801	55.122	1:30.282	51.397	160.2	13:10.693
4	3:14.435	54.308	1:29.135	50.992	179.1	16:25.128
5	3:12.581	53.832	1:28.360	50.389	178.8	19:37.709
6	3:22.780	53.752	1:30.853	58.175	176.8	23:00.489
7	3:44.090	1:04.747	1:40.037	59.306	136.4	26:44.579
8	3:40.747	1:01.259	1:41.009	58.479	158.8	30:25.326

36 Benoit FARINES
PALM — Caterham

Lap	Time	Sector 1	Sector 2	Sector 3	T.Spd	Elapsed
1	6:19.725	3:35.961	1:41.122	1:02.642	124.0	6:19.725
2	3:40.438	1:04.937	1:35.556	59.945	142.9	10:00.163
3	3:19.266	55.079	1:32.415	51.772	159.1	13:19.429
4	3:14.937	52.963	1:30.956	51.018	181.2	16:34.366
5	3:13.333	53.595	1:29.444	50.294	191.2	19:47.699
6	3:19.259	53.143	1:31.670	54.446	182.7	23:06.958
7	3:43.237	1:03.493	1:38.161	1:01.583	127.7	26:50.195
8	3:37.770	1:01.026	1:38.337	58.407	146.7	30:27.965

38 Claude BOUEIX
DOG RACING — Caterham

Lap	Time	Sector 1	Sector 2	Sector 3	T.Spd	Elapsed
1	6:58.755	4:05.837	1:50.021	1:02.897	87.7	6:58.755
2	3:41.718	1:04.818	1:41.059	55.841	135.8	10:40.473
3	3:28.738	56.958	1:37.457	54.323	154.3	14:09.211
4	3:25.758	55.774	1:35.935	54.049	160.0	17:34.969
5	3:25.247	56.275	1:34.131	54.841	160.0	21:00.216
6	3:27.327	57.474	1:35.675	54.178	164.1	24:27.543
7	3:25.130	57.007	1:34.468	53.655	166.2	27:52.673
8	3:21.717	56.298	1:32.890	52.529	166.2	31:14.390

41 Pascal MEIGNAN
ST ELOI — Caterham

Lap	Time	Sector 1	Sector 2	Sector 3	T.Spd	Elapsed
1	6:41.650	3:54.746	1:45.650	1:01.254	105.2	6:41.650
2	3:36.828	1:03.697	1:37.933	55.198	129.5	10:18.478
3	3:24.726	56.881	1:35.042	52.803	145.6	13:43.204

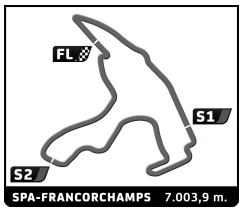

CATERHAM FRANCE SERIES
SPA RACING FESTIVAL 2023
Race 2

Sector Analysis

Personal Best | Session Best | **B** Crossing the pit lane

46 Olivier FORZANO
PALM — Caterham

Lap	Time	Sector 1	Sector 2	Sector 3	T.Spd	Elapsed
1	6:27.879	3:42.858	1:41.539	1:03.482	99.0	6:27.879
2	3:40.947	1:04.021	1:36.005	1:00.921	125.4	10:08.826
3	3:50.072	54.384	2:02.716	52.972	178.2	13:58.898
4	3:19.934	54.738	1:32.536	52.660	186.9	17:18.832
5	3:17.181	54.165	1:31.100	51.916	172.8	20:36.013
6	3:32.389	54.588	1:39.729	58.072	145.7	24:08.402
7	3:20.495	56.312	1:31.562	52.621	164.4	27:28.897
8	3:17.486	54.235	1:31.729	51.522	162.7	30:46.383

51 Frederic ATTIA
CCF — Caterham

Lap	Time	Sector 1	Sector 2	Sector 3	T.Spd	Elapsed
1	6:45.989	3:57.831	1:45.659	1:02.499	124.0	6:45.989
2	3:34.313	1:01.331	1:37.765	55.217	137.2	10:20.302
3	3:25.104	57.142	1:34.559	53.403	156.3	13:45.406
4	3:22.822	56.329	1:33.409	53.084	154.5	17:08.228
5	3:20.113	55.034	1:32.367	52.712	162.2	20:28.341
6	3:37.443	57.930	1:42.449	57.064	123.6	24:05.784
7	3:20.029	56.199	1:31.430	52.400	181.2	27:25.813
8	3:17.355	54.955	1:31.256	51.144	166.4	30:43.168

52 David LEGUEM
ST ELOI — Caterham

Lap	Time	Sector 1	Sector 2	Sector 3	T.Spd	Elapsed
1	6:10.305	3:28.937	1:37.715	1:03.653	102.6	6:10.305
2	3:43.948	1:04.708	1:39.847	59.393	148.8	9:54.253
3	3:17.442	54.919	1:31.320	51.203	156.7	13:11.695
4	3:15.233	54.391	1:29.580	51.262	171.2	16:26.928
5	3:14.025	53.768	1:29.568	50.689	173.9	19:40.953
6	3:20.693	53.498	1:31.739	55.456	177.6	23:01.646
7	3:43.568	1:04.674	1:39.526	59.368	141.0	26:45.214
8	3:40.742	1:01.900	1:40.282	58.560	149.6	30:25.956

59 Tristan CLAY
CCF — Caterham

Lap	Time	Sector 1	Sector 2	Sector 3	T.Spd	Elapsed
1	6:11.204	3:32.175	1:35.823	1:03.206	107.7	6:11.204
2	3:44.624	1:07.227	1:37.878	59.519	159.8	9:55.828
3	3:22.351	55.088	1:35.313	51.950	169.3	13:18.179
4	3:16.559	54.560	1:30.844	51.155	163.4	16:34.738
5	3:15.876	53.342	1:30.870	51.664	180.9	19:50.614
6	3:22.412	53.941	1:33.394	55.077	178.8	23:13.026
7	3:38.567	59.572	1:36.867	1:02.128	131.7	26:51.593
8	3:36.568	1:00.447	1:38.122	57.999	139.0	30:28.161

60 Francis CHATELAIN
PALM — Caterham

Lap	Time	Sector 1	Sector 2	Sector 3	T.Spd	Elapsed
1	6:15.553	3:33.905	1:38.464	1:03.184	111.0	6:15.553
2	3:43.239	1:05.407	1:36.906	1:00.926	147.1	9:58.792
3	3:20.430	54.956	1:31.937	53.537	189.5	13:19.222
4	3:17.376	54.343	1:31.097	51.936	177.6	16:36.598
5	3:15.847	54.427	1:30.513	50.907	189.5	19:52.445
6	3:23.907	53.763	1:35.911	54.233	180.9	23:16.352
7	3:36.035	58.256	1:36.267	1:01.512	154.1	26:52.387
8	3:37.286	1:01.443	1:37.327	58.516	135.7	30:29.673

66 Pierre-Andre NICOLAS
PALM — Caterham

Lap	Time	Sector 1	Sector 2	Sector 3	T.Spd	Elapsed
1	6:47.555	3:59.747	1:45.074	1:02.734	107.4	6:47.555
2	3:35.809	1:02.594	1:37.517	55.698	141.0	10:23.364
3	3:23.555	56.094	1:34.059	53.402	156.3	13:46.919
4	3:20.194	55.484	1:33.480	51.230	145.6	17:07.113
5	3:17.061	54.746	1:30.456	51.859	159.3	20:24.174
6	3:27.290	56.492	1:32.008	58.790	145.7	23:51.464
7	3:19.228	55.000	1:31.218	53.010	162.9	27:10.692
8	3:27.218	55.597	1:33.268	58.353	137.6	30:37.910

67 Ugo LEBOUCHER
ST ELOI — Caterham

Lap	Time	Sector 1	Sector 2	Sector 3	T.Spd	Elapsed
1	6:39.964	3:52.248	1:45.149	1:02.567	114.6	6:39.964
2	3:35.589	1:01.921	1:37.544	56.124	140.4	10:15.553
3	3:24.123	56.157	1:35.050	52.916	149.6	13:39.676
4	3:21.288	56.196	1:32.941	52.151	153.2	17:00.964
5	3:20.452	55.425	1:32.821	52.206	157.7	20:21.416
6	3:25.523	55.758	1:33.407	56.358	153.0	23:46.939
7	3:21.257	56.769	1:32.138	52.350	156.3	27:08.196
8	3:28.701	56.647	1:33.389	58.665	153.6	30:36.897

70 Thomas BOUTERIN
DOG RACING — Caterham

Lap	Time	Sector 1	Sector 2	Sector 3	T.Spd	Elapsed
1	6:28.819	3:43.228	1:41.719	1:03.872	96.5	6:28.819
2	3:40.232	1:03.398	1:36.224	1:00.610	122.9	10:09.051
3	3:20.369	55.142	1:32.386	52.841	147.5	13:29.420
4	3:17.002	54.759	1:30.950	51.293	161.9	16:46.422
5	3:14.810	53.975	1:30.534	50.301	172.0	20:01.232
6	3:23.413	53.493	1:36.153	53.767	170.3	23:24.645
7	3:30.631	55.605	1:33.345	1:01.681	154.3	26:55.276
8	3:37.008	1:00.999	1:37.329	58.680	124.9	30:32.284

71 Laurent BOUTERIN
DOG RACING — Caterham

Lap	Time	Sector 1	Sector 2	Sector 3	T.Spd	Elapsed
1	6:51.738	4:03.105	1:45.538	1:03.095	82.9	6:51.738
2	3:35.636	1:02.459	1:36.778	56.399	130.4	10:27.374
3	3:23.495	56.332	1:34.238	52.925	137.8	13:50.869
4	3:18.823	54.962	1:32.147	51.714	168.5	17:09.692
5	3:19.546	54.670	1:32.418	52.458	149.4	20:29.238
6	3:37.396	58.735	1:41.345	57.316	118.8	24:06.634
7	3:20.475	56.972	1:31.012	52.491	154.1	27:27.109
8	3:17.262	54.435	1:32.238	50.589	153.6	30:44.371

74 Jean-Philippe GOSSIAUX
ST ELOI — Caterham

Lap	Time	Sector 1	Sector 2	Sector 3	T.Spd	Elapsed
1	6:50.165	4:02.505	1:44.964	1:02.696	89.0	6:50.165
2	3:35.286	1:02.506	1:37.103	55.677	135.7	10:25.451
3	3:22.845	56.273	1:33.851	52.721	169.5	13:48.296
4	3:20.884	55.131	1:33.642	52.111	162.9	17:09.180
5	3:19.741	55.749	1:32.190	51.802	170.6	20:28.921
6	3:37.451	58.600	1:41.482	57.369	126.6	24:06.372
7	3:20.523	55.865	1:31.718	52.940	168.2	27:26.895

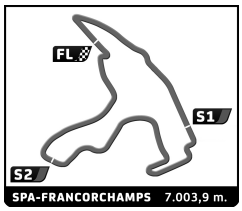

CATERHAM FRANCE SERIES
SPA RACING FESTIVAL 2023
Race 2

Sector Analysis

Personal Best | Session Best | **B** Crossing the pit lane

Lap	Time	Sector 1	Sector 2	Sector 3	T.Spd	Elapsed
8	3:17.184	54.269	1:31.941	50.974	152.1	30:44.079

75 Alexandre PINTO
ST ELOI — Caterham

Lap	Time	Sector 1	Sector 2	Sector 3	T.Spd	Elapsed
1	6:32.658	3:46.456	1:43.894	1:02.308	85.2	6:32.658
2	3:38.401	1:01.892	1:38.854	57.655	125.1	10:11.059
3	3:27.131	56.079	1:38.228	52.824	161.9	13:38.190
4	3:19.085	55.161	1:32.321	51.603	153.8	16:57.275
5	3:16.524	54.403	1:30.625	51.496	171.7	20:13.799
6	3:23.818	54.662	1:33.215	55.941	162.7	23:37.617
7	3:22.112	55.362	1:30.573	56.177	163.1	26:59.729
8	3:35.104	1:00.302	1:37.074	57.728	142.7	30:34.833

76 Philippe GOSSIAUX
ST ELOI — Caterham

Lap	Time	Sector 1	Sector 2	Sector 3	T.Spd	Elapsed
1	7:05.765	4:10.194	1:51.183	1:04.388	109.3	7:05.765
2	3:41.865	1:03.150	1:41.629	57.086	137.4	10:47.630
3	3:33.398	58.721	1:38.810	55.867	150.0	14:21.028
4	3:29.543	58.273	1:37.013	54.257	156.1	17:50.571
5	3:31.577	58.024	1:36.636	56.917	160.2	21:22.148
6	3:35.393	1:00.147	1:38.756	56.490	141.4	24:57.541
7	3:29.506	59.035	1:36.226	54.245	148.1	28:27.047
8	3:26.085	57.686	1:34.772	53.627	152.8	31:53.132

81 François-Xavier FLEURY
ST ELOI — Caterham

Lap	Time	Sector 1	Sector 2	Sector 3	T.Spd	Elapsed
1	6:27.300	3:42.140	1:41.640	1:03.520	91.8	6:27.300
2	3:39.067	1:03.663	1:36.284	59.120	120.7	10:06.367
3	3:22.927	56.503	1:33.074	53.350	159.8	13:29.294
4	3:22.250	58.129	1:32.332	51.789	154.5	16:51.544
5	3:16.886	55.287	1:30.619	50.980	173.1	20:08.430
6	3:24.800	54.756	1:34.123	55.921	164.9	23:33.230
7	3:23.432	55.885	1:30.895	56.652	175.3	26:56.662
8	3:37.104	1:00.721	1:37.197	59.186	133.0	30:33.766

83 Robin CATHELINEAU
ST ELOI — Caterham

Lap	Time	Sector 1	Sector 2	Sector 3	T.Spd	Elapsed
1	7:01.067	4:07.121	1:50.473	1:03.473	97.6	7:01.067
2	3:37.894	1:01.683	1:39.234	56.977	127.5	10:38.961
3	3:28.222	57.780	1:35.341	55.101	154.3	14:07.183
4	3:24.361	57.091	1:33.815	53.455	168.5	17:31.544
5	3:24.653	56.747	1:34.171	53.735	178.2	20:56.197
6	3:24.416	57.129	1:33.940	53.347	157.9	24:20.613
7	3:20.498	56.610	1:32.304	51.584	160.0	27:41.111
8	3:19.727	56.628	1:30.993	52.106	166.7	31:00.838

86 Alexandre MEIGNAN
ST ELOI — Caterham

Lap	Time	Sector 1	Sector 2	Sector 3	T.Spd	Elapsed
1	6:22.309	3:37.253	1:41.282	1:03.774	120.8	6:22.309
2	3:38.643	1:02.942	1:36.577	59.124	145.6	10:00.952
3	3:22.169	55.789	1:33.144	53.236	164.9	13:23.121
4	3:19.279	54.933	1:32.366	51.980	166.4	16:42.400
5	3:18.216	54.791	1:31.123	52.302	168.2	20:00.616
6	3:24.637	54.558	1:36.049	54.030	159.8	23:25.253
7	3:30.828	55.620	1:33.485	1:01.723	160.0	26:56.081
8	3:37.110	1:00.570	1:37.431	59.109	130.4	30:33.191

87 Yann GASPARINI
ST ELOI — Caterham

Lap	Time	Sector 1	Sector 2	Sector 3	T.Spd	Elapsed
1	6:46.564	3:56.430	1:46.599	1:03.535	94.6	6:46.564
2	3:36.662	1:02.102	1:38.392	56.168	152.1	10:23.226
3	3:23.522	55.773	1:34.419	53.330	169.0	13:46.748
4	3:23.054	55.507	1:34.102	53.445	148.6	17:09.802
5	3:20.009	56.040	1:31.994	51.975	165.1	20:29.811
6	3:37.490	58.673	1:41.449	57.368	111.8	24:07.301
7	3:20.588	56.882	1:31.448	52.258	157.4	27:27.889
8	3:17.475	54.731	1:31.944	50.800	161.0	30:45.364

88 Patrick SENARD
CCF — Caterham

Lap	Time	Sector 1	Sector 2	Sector 3	T.Spd	Elapsed
1	6:54.946	4:03.991	1:46.374	1:04.581	79.1	6:54.946
2	3:35.325	1:02.061	1:37.623	55.641	143.0	10:30.271
3	3:27.301	57.826	1:34.728	54.747	151.5	13:57.572
4	3:24.360	56.074	1:34.658	53.628	170.9	17:21.932
5	3:20.236	54.850	1:32.555	52.831	181.5	20:42.168
6	3:29.144	54.645	1:34.721	59.778	176.5	24:11.312
7	3:21.404	56.807	1:32.263	52.334	173.6	27:32.716
8	3:17.991	54.951	1:31.551	51.489	173.4	30:50.707

92 Olivier LOI
ST ELOI — Caterham

Lap	Time	Sector 1	Sector 2	Sector 3	T.Spd	Elapsed
1	6:39.881	3:52.857	1:45.366	1:01.658	110.7	6:39.881
2	3:36.138	1:02.960	1:37.004	56.174	142.9	10:16.019
3	3:24.964	56.974	1:34.148	53.842	159.8	13:40.983
4	3:23.886	55.838	1:33.540	54.508	152.8	17:04.869
5	3:35.496	56.510	1:31.766	1:07.220	171.7	20:40.365

98 Olivier GUERIN
CCF — Caterham

Lap	Time	Sector 1	Sector 2	Sector 3	T.Spd	Elapsed
1	6:40.881	3:53.992	1:45.362	1:01.527	102.8	6:40.881
2	3:36.776	1:03.492	1:38.379	54.905	142.1	10:17.657
3	3:24.374	56.732	1:35.419	52.223	150.6	13:42.031
4	3:21.834	55.748	1:34.004	52.082	166.9	17:03.865
5	13:45.208 **B**	54.823	1:32.191	...	166.9	30:49.073

99 Henri CHARPENTIER
CCF — Caterham

Lap	Time	Sector 1	Sector 2	Sector 3	T.Spd	Elapsed
1	6:58.297	4:05.693	1:49.143	1:03.461	99.9	6:58.297
2	3:40.273	1:03.987	1:38.794	57.492	130.8	10:38.570
3	3:25.956	56.081	1:35.752	54.123	147.9	14:04.526
4	3:22.141	55.496	1:34.618	52.027	169.5	17:26.667
5	3:19.608	55.103	1:31.635	52.870	178.2	20:46.275
6	3:25.753	56.657	1:33.648	55.448	151.7	24:12.028
7	3:22.623	58.620	1:31.172	52.831	171.2	27:34.651
8	3:16.884	55.886	1:29.540	51.458	173.6	30:51.535

136 Dominique VULLIEZ
PALM — Caterham

Lap	Time	Sector 1	Sector 2	Sector 3	T.Spd	Elapsed
1	6:43.903	3:55.309	1:46.516	1:02.078	98.8	6:43.903
2	3:35.757	1:02.287	1:38.205	55.265	123.0	10:19.660
3	3:23.400	57.309	1:33.949	52.142	161.2	13:43.060
4	3:20.728	55.494	1:32.529	52.705	180.9	17:03.788
5	3:19.374	55.211	1:32.469	51.694	163.9	20:23.162

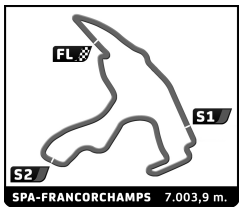

CATERHAM FRANCE SERIES

SPA RACING FESTIVAL 2023

Race 2

Sector Analysis

Personal Best Session Best **B** Crossing the pit lane

Lap	Time	Sector 1	Sector 2	Sector 3	T.Spd	Elapsed	Lap	Time	Sector 1	Sector 2	Sector 3	T.Spd	Elapsed
6	3:25.087	55.701	1:32.292	57.094	152.8	23:48.249							
7	3:20.673	55.901	1:32.414	52.358	153.4	27:08.922							
8	3:28.537	56.667	1:33.031	58.839	140.6	30:37.459							