

PROTOTYPE CHALLENGE+FUNYO


SPA RACING FESTIVAL 2023

Free Practice 1

Sector Analysis

■ Personal Best
 ■ Session Best
 ■ Crossing the pit lane

Lap	D	Time	Sector 1	Sector 2	Sector 3	T.Sp	Elapsed	Lap	D	Time	Sector 1	Sector 2	Sector 3	T.Sp	Elapsed		
2	L'Ecurie Française							FUNYO	11	1	3:12.080	50.581	1:28.478	53.021	178.2	37:37.091	
	1.Romain BOECKER							FUNYO	12	1	3:21.776	55.802	1:32.483	53.491	147.9	40:58.867	
	1	1	3:42.425	1:33.628	1:23.919	44.878	162.2	3:42.425									
	2	1	2:50.474	48.314	1:17.930	44.230	195.3	6:32.899									
	3	1	2:47.384	47.487	1:16.642	43.255	204.5	9:20.283									
	4	1	2:44.883	46.617	1:15.202	43.064	203.0	12:05.166									
	5	1	2:51.594	46.182	1:15.445	49.967	210.1	14:56.760									
	6	1	4:23.815	2:24.322	1:15.567	43.926	196.7	19:20.575									
	7	1	2:44.549	45.950	1:15.094	43.505	209.3	22:05.124									
	8	1	2:43.459	45.917	1:14.803	42.739	216.4	24:48.583									
	9	1	2:43.909	46.075	1:14.564	43.270	211.4	27:32.492									
10	1	2:55.917	46.522	1:16.188	53.207	216.0	30:28.409										
7	AMGV Sport Racing							FUNYO	23	HMC Racing							FUNYO
	1.David LITZSTORF							FUNYO		1.Nicolas CANNARD							FUNYO
	1	1	4:15.715	1:52.279	1:32.077	51.359	133.8	4:15.715									
	2	1	3:04.747	50.971	1:25.667	48.109	191.2	7:20.462									
	3	1	2:57.744	50.134	1:19.967	47.643	192.9	10:18.206									
	4	1	2:56.828	48.823	1:21.538	46.467	217.3	13:15.034									
	5	1	2:52.759	48.475	1:18.734	45.550	216.0	16:07.793									
	6	1	2:53.770	48.691	1:19.588	45.491	212.2	19:01.563									
	7	1	3:04.283	48.127	1:20.127	56.029	202.6	22:05.846									
	8	1	3:15.161	1:03.554	1:19.012	52.595	207.7	25:21.007									
	9	1	6:23.769	4:15.165	1:22.613	45.991	177.3	31:44.776									
	10	1	2:53.834	47.834	1:20.387	45.613	216.0	34:38.610									
	11	1	2:51.875	47.457	1:19.212	45.206	204.9	37:30.485									
12	1	3:05.082	47.426	1:20.027	57.629	210.5	40:35.567										
12	Belt Racing							FUNYO	24	HMC Racing							FUNYO
	1.Benoit EVEILLARD							FUNYO		1.Xavier FOUINEAU							FUNYO
	1	1	3:46.479	1:35.617	1:24.264	46.598	144.2	3:46.479									
	2	1	3:01.707	56.563	1:19.178	45.966	168.5	6:48.186									
	3	1	2:54.394	49.879	1:19.166	45.349	168.7	9:42.580									
	4	1	2:52.687	49.258	1:17.964	45.465	187.8	12:35.267									
	5	1	2:52.502	49.242	1:18.385	44.875	187.8	15:27.769									
	6	1	2:51.520	48.443	1:17.695	45.382	197.4	18:19.289									
	7	1	2:49.280	47.749	1:17.283	44.248	200.4	21:08.569									
	8	1	3:27.778	55.171	1:27.812	1:04.795	141.9	24:36.347									
	9	1	4:56.803	2:53.764	1:17.744	45.295	198.2	29:33.150									
	10	1	2:49.716	47.577	1:17.828	44.311	204.9	32:22.866									
	11	1	2:49.009	47.885	1:16.820	44.304	194.9	35:11.875									
	12	1	2:47.458	47.245	1:15.986	44.227	202.6	37:59.333									
13	1	2:46.769	47.070	1:16.115	43.584	208.5	40:46.102										
21	HMC Racing							FUNYO	26	Spirit of 78							FUNYO
	1.Bruno FRETIN							FUNYO		1.Frank LEFEVRE							FUNYO
	1	1	4:23.658	1:51.118	1:38.259	54.281	139.2	4:23.658									
	2	1	3:10.366	54.887	1:26.074	49.405	166.7	7:34.024									
	3	1	3:12.012	52.058	1:30.092	49.862	172.8	10:46.036									
	4	1	3:09.060	51.742	1:27.372	49.946	177.9	13:55.096									
	5	1	3:06.719	50.267	1:26.456	49.996	188.8	17:01.815									
	6	1	3:09.887	51.677	1:26.632	51.578	181.5	20:11.702									
	7	1	3:13.014	52.067	1:29.232	51.715	174.2	23:24.716									
	8	1	3:32.534	54.485	1:27.852	1:10.197	160.0	26:57.250									
	9	1	4:21.514	2:05.329	1:26.095	50.090	168.0	31:18.764									
	10	1	3:06.247	50.402	1:25.279	50.566	175.6	34:25.011									
	28	HMC Racing								FUNYO	28	HMC Racing					
1.Jean-Claude ROLLAND							FUNYO	1.Jean-Claude ROLLAND							FUNYO		
1		1	4:45.355	1:48.668	1:40.027	1:16.660	130.6	4:45.355									
2		1	10:30.971	8:13.708	1:26.199	51.064	179.1	15:16.326									
3		1	3:05.087	51.916	1:23.898	49.273	200.4	18:21.413									
4	1	3:00.991	50.288	1:23.004	47.699	204.2	21:22.404										



PROTOTYPE CHALLENGE+FUNYO


SPA RACING FESTIVAL 2023

Free Practice 1

Sector Analysis

■ Personal Best ■ Session Best ■ Crossing the pit lane

Lap	D	Time	Sector 1	Sector 2	Sector 3	T.Spd	Elapsed	Lap	D	Time	Sector 1	Sector 2	Sector 3	T.Spd	Elapsed
33 L'Ecurie Française 1.Edoardo ELIA FUNYO FUNYO															
5	1	2:58.851	49.385	1:22.750	46.716	211.4	24:21.255	6	1	5:12.908	2:50.176	1:32.284	50.448	148.6	23:11.373
6	1	2:57.911	49.861	1:22.148	45.902	214.7	27:19.166	7	1	3:12.418	54.629	1:27.679	50.110	149.8	26:23.791
7	1	2:56.398	49.017	1:21.295	46.086	211.4	30:15.564	8	1	3:09.944	53.196	1:27.155	49.593	173.9	29:33.735
8	1	2:57.389	49.036	1:21.631	46.722	210.9	33:12.953	9	1	3:06.824	51.746	1:26.070	49.008	165.1	32:40.559
9	1	3:07.416	49.193	1:20.815	57.408	215.6	36:20.369	10	1	3:05.392	51.454	1:26.732	47.206	177.3	35:45.951
10	1	3:04.389	53.986	1:23.369	47.034	187.5	39:24.758	11	1	3:02.144	50.673	1:24.440	47.031	182.1	38:48.095
11	1	2:57.481	49.174	1:22.027	46.280	210.5	42:22.239	12	1	2:58.822	50.074	1:22.375	46.373	166.7	41:46.917
77 HMC Racing 1.Alex GAINES FUNYO FUNYO															
1	1	3:45.681	1:34.122	1:25.096	46.463	146.7	3:45.681	2	1	2:51.899	48.998	1:18.929	43.972	179.4	6:37.580
2	1	2:51.899	48.998	1:18.929	43.972	179.4	9:26.748	3	1	2:49.168	48.279	1:16.803	44.086	215.6	11:15.633
3	1	2:49.168	48.279	1:16.803	44.086	215.6	12:15.633	4	1	2:48.885	47.036	1:16.829	45.020	204.5	15:05.824
4	1	2:48.885	47.036	1:16.829	45.020	204.5	18:04.086	5	1	2:50.191	47.553	1:17.965	44.673	220.4	22:13.240
5	1	2:50.191	47.553	1:17.965	44.673	220.4	29:33.735	6	1	2:58.262	47.939	1:16.617	53.706	220.9	32:40.559
6	1	2:58.262	47.939	1:16.617	53.706	220.9	35:45.951	7	1	4:09.154	2:07.911	1:17.289	43.954	209.7	38:48.095
7	1	4:09.154	2:07.911	1:17.289	43.954	209.7	41:46.917								
78 Spirit of 78 1.Remy BROUARD FUNYO FUNYO															
1	1	4:05.129	1:43.748	1:30.666	50.715	136.7	4:05.129	2	1	3:06.671	53.791	1:24.763	48.117	192.9	7:11.800
2	1	3:06.671	53.791	1:24.763	48.117	192.9	10:19.133	3	1	3:07.333	52.107	1:25.935	49.291	190.1	13:20.622
3	1	3:07.333	52.107	1:25.935	49.291	190.1	16:22.762	4	1	3:01.489	50.874	1:23.195	47.420	200.0	19:21.989
4	1	3:01.489	50.874	1:23.195	47.420	200.0	22:31.897	5	1	3:02.140	50.303	1:24.862	46.975	180.3	26:56.528
5	1	3:02.140	50.303	1:24.862	46.975	180.3	29:53.492	6	1	2:59.227	49.909	1:22.608	46.710	204.2	32:48.781
6	1	2:59.227	49.909	1:22.608	46.710	204.2	35:43.108	7	1	3:09.908	49.453	1:23.080	57.375	203.0	41:30.671
7	1	3:09.908	49.453	1:23.080	57.375	203.0	4:32.464	8	1	4:24.631	2:16.031	1:23.567	45.033	188.2	7:54.879
8	1	4:24.631	2:16.031	1:23.567	45.033	188.2	11:12.926	9	1	2:56.964	48.462	1:22.081	46.421	189.1	14:23.407
9	1	2:56.964	48.462	1:22.081	46.421	189.1	17:32.102	10	1	2:55.289	49.393	1:20.746	45.150	217.3	20:40.417
10	1	2:55.289	49.393	1:20.746	45.150	217.3	23:46.507	11	1	2:54.327	48.317	1:20.803	45.207	208.5	26:52.294
11	1	2:54.327	48.317	1:20.803	45.207	208.5	29:56.351	12	1	2:53.710	48.340	1:19.959	45.411	201.5	32:56.637
12	1	2:53.710	48.340	1:19.959	45.411	201.5	35:57.506	13	1	2:53.853	48.710	1:20.050	45.093	213.4	38:58.075
13	1	2:53.853	48.710	1:20.050	45.093	213.4	41:57.895								
79 HMC Racing 1.Eric SOARES FUNYO FUNYO															
1	1	4:32.464	2:00.606	1:37.774	54.084	130.6	4:32.464	2	1	3:22.415	54.836	1:30.594	56.985	163.9	7:54.879
2	1	3:22.415	54.836	1:30.594	56.985	163.9	11:12.926	3	1	3:18.047	53.483	1:33.390	51.174	159.8	14:23.407
3	1	3:18.047	53.483	1:33.390	51.174	159.8	17:32.102	4	1	3:10.481	52.576	1:28.049	49.856	166.7	20:40.417
4	1	3:10.481	52.576	1:28.049	49.856	166.7	23:46.507	5	1	3:08.695	52.436	1:26.959	49.300	168.5	26:52.294
5	1	3:08.695	52.436	1:26.959	49.300	168.5	29:56.351	6	1	3:08.315	52.656	1:26.120	49.539	159.3	32:56.637
6	1	3:08.315	52.656	1:26.120	49.539	159.3	35:57.506	7	1	3:06.090	51.115	1:25.013	49.662	180.3	38:58.075
7	1	3:06.090	51.115	1:25.013	49.662	180.3	41:57.895	8	1	3:05.787	51.447	1:25.075	49.265	170.6	4:07.537
8	1	3:05.787	51.447	1:25.075	49.265	170.6	7:18.085	9	1	3:04.057	51.255	1:25.536	47.266	167.4	10:30.670
9	1	3:04.057	51.255	1:25.536	47.266	167.4	13:58.159	10	1	3:00.286	49.960	1:22.905	47.421	186.2	17:27.162
10	1	3:00.286	49.960	1:22.905	47.421	186.2	4:07.537	11	1	3:00.869	50.136	1:22.938	47.795	176.8	7:18.085
11	1	3:00.869	50.136	1:22.938	47.795	176.8	11:25.409	12	1	3:00.569	50.101	1:22.997	47.471	180.6	13:58.159
12	1	3:00.569	50.101	1:22.997	47.471	180.6	17:27.162	13	1	2:59.820	50.161	1:22.313	47.346	181.8	4:07.537
13	1	2:59.820	50.161	1:22.313	47.346	181.8									
83 AMGV Sport Racing 1.Dominique ARNOUX FUNYO FUNYO															
1	1	4:07.537	1:45.160	1:30.666	51.711	149.8	4:07.537	2	1	3:10.548	52.925	1:26.879	50.744	184.3	7:18.085
2	1	3:10.548	52.925	1:26.879	50.744	184.3	10:30.670	3	1	3:12.585	53.295	1:28.676	50.614	166.7	13:58.159
3	1	3:12.585	53.295	1:28.676	50.614	166.7	17:27.162	4	1	3:27.489	52.443	1:30.111	1:04.935	191.8	20:40.417
4	1	3:27.489	52.443	1:30.111	1:04.935	191.8	23:46.507	5	1	3:29.003	1:10.090	1:28.168	50.745	186.5	26:52.294
5	1	3:29.003	1:10.090	1:28.168	50.745	186.5	29:56.351								
76 DD-Compund 1.Dominik DIERKES 2.Rob KAMPHUES Revolution 500SC REV UK															
1	1	5:04.457	2:42.231	1:31.963	50.263	175.3	5:04.457	2	1	3:13.733	51.708	1:31.978	50.047	188.5	8:18.190
2	1	3:13.733	51.708	1:31.978	50.047	188.5	11:25.409	3	1	3:07.219	50.458	1:28.739	48.022	203.0	14:41.115
3	1	3:07.219	50.458	1:28.739	48.022	203.0	17:58.465	4	1	3:15.706	58.286	1:28.580	48.840	169.3	20:40.417
4	1	3:15.706	58.286	1:28.580	48.840	169.3	23:46.507	5	1	3:17.350	51.834	1:26.890	58.626	207.3	26:52.294
5	1	3:17.350	51.834	1:26.890	58.626	207.3									



PROTOTYPE CHALLENGE+FUNYO SPA RACING FESTIVAL 2023

Free Practice 1

Sector Analysis

■ Personal Best ■ Session Best ■ Crossing the pit lane

Lap	D	Time	Sector 1	Sector 2	Sector 3	T.Spd	Elapsed	Lap	D	Time	Sector 1	Sector 2	Sector 3	T.Spd	Elapsed
6	1	3:14.189	53.611	1:29.713	50.865	179.1	20:41.351	1	1	4:57.664	2:48.257	1:24.565	44.842	181.2	4:57.664
7	1	3:12.595	52.506	1:28.193	51.896	186.5	23:53.946	2	1	2:53.222	45.867	1:19.762	47.593	210.1	7:50.886
8	1	3:08.858	51.929	1:28.079	48.850	175.9	27:02.804	3	1	2:50.552	46.530	1:19.746	44.276	201.1	10:41.438
9	1	3:05.685	51.082	1:26.080	48.523	202.2	30:08.489	4	1	2:48.643	45.569	1:19.075	43.999	219.1	13:30.081
10	1	3:08.875	50.959	1:28.385	49.531	191.5	33:17.364	5	1	2:48.186	45.247	1:19.464	43.475	211.4	16:18.267
11	1	3:10.456	52.082	1:27.892	50.482	180.9	36:27.820	6	1	2:46.716	45.057	1:18.646	43.013	216.9	19:04.983
12	1	3:05.594	51.105	1:25.986	48.503	201.1	39:33.414	7	1	2:55.418 B	45.032	1:17.481	52.905	206.9	22:00.401
13	1	3:05.710	50.879	1:25.677	49.154	183.7	42:39.124	8	1	6:31.038 B	4:05.069	1:27.291	58.678	183.4	28:31.439
								9	1	7:53.982	5:40.368	1:26.084	47.530	181.5	36:25.421
								10	1	2:58.280	48.085	1:23.074	47.121	202.2	39:23.701
								11	1	2:55.625	47.867	1:21.786	45.972	182.4	42:19.326

89 Revolution Race Cars
1.Markus ZUNKER
2.Elvis STOJKO
Revolution 500SC
REV UK

1	1	4:42.841	2:16.198	1:34.016	52.627	154.1	4:42.841
2	1	3:10.775	52.074	1:28.245	50.456	190.5	7:53.616
3	1	3:04.538	48.142	1:26.639	49.757	178.8	10:58.154
4	1	3:04.252	50.937	1:25.459	47.856	193.5	14:02.406
5	1	3:04.687	48.471	1:27.589	48.627	187.5	17:07.093
6	1	3:20.213 B	49.102	1:28.058	1:03.053	172.2	20:27.306
7	1	6:21.320	3:56.277	1:33.668	51.375	132.2	26:48.626
8	1	3:08.786	53.902	1:27.908	46.976	178.2	29:57.412
9	1	3:16.237 B	52.696	1:23.738	59.803	160.5	33:13.649
10	1	4:11.229	2:02.241	1:22.144	46.844	195.7	37:24.878
11	1	2:59.445	49.333	1:23.221	46.891	167.7	40:24.323

99 Kairos Racing
1.David BRAUNSTEIN
FUNYO
FUNYO

1	1	4:26.870	2:04.984	1:31.023	50.863	128.3	4:26.870
2	1	3:08.182	52.625	1:26.185	49.372	156.1	7:35.052
3	1	3:02.880	51.977	1:23.615	47.288	166.7	10:37.932
4	1	3:05.476	53.635	1:22.729	49.112	184.3	13:43.408
5	1	3:01.786	50.572	1:23.613	47.601	180.3	16:45.194
6	1	2:58.525	49.757	1:22.234	46.534	194.9	19:43.719
7	1	3:03.650	51.322	1:23.700	48.628	189.1	22:47.369
8	1	3:09.702 B	50.644	1:22.530	56.528	194.9	25:57.071
9	1	4:51.083	2:43.464	1:21.299	46.320	192.5	30:48.154
10	1	2:55.724	48.996	1:20.902	45.826	197.4	33:43.878
11	1	3:03.449	53.169	1:22.023	48.257	180.0	36:47.327
12	1	2:58.062	49.836	1:21.936	46.290	184.0	39:45.389
13	1	2:56.766	49.325	1:21.119	46.322	199.3	42:42.155

294 Pegasus Racing
1.Alain MEYER
2.Jordan MEYER
FUNYO
FUNYO

1	1	4:37.198	2:09.065	1:36.764	51.369	137.6	4:37.198
2	1	3:16.893	54.074	1:27.287	55.532	167.4	7:54.091
3	1	3:04.191	50.386	1:24.677	49.128	204.2	10:58.282
4	1	2:59.653	50.131	1:22.258	47.264	198.5	13:57.935
5	1	2:57.772	48.769	1:22.347	46.656	198.2	16:55.707
6	1	3:04.548	49.232	1:27.608	47.708	208.1	20:00.255
7	1	3:02.520	48.809	1:26.590	47.121	170.6	23:02.775
8	1	2:57.028	48.128	1:20.054	48.846	210.9	25:59.803
9	1	3:09.336 B	48.561	1:22.761	58.014	216.9	29:09.139
10	1	4:41.641	2:33.419	1:21.631	46.591	192.9	33:50.780
11	1	2:57.484	48.685	1:21.145	47.654	218.2	36:48.264
12	1	2:53.625	48.365	1:19.889	45.371	207.7	39:41.889
13	1	2:57.233	48.206	1:21.435	47.592	218.2	42:39.122

500 Revolution Race Cars
1.Richard MORRIS
2.Milan DE LAET
Revolution 500SC
REV UK

563 Revolution Race Cars
1.James BOOTH
Revolution 500SC
REV UK

1	1	4:43.955	2:29.350	1:25.516	49.089	148.8	4:43.955
2	1	3:05.385	51.376	1:25.333	48.676	183.1	7:49.340
3	1	2:58.387	47.449	1:23.167	47.771	201.5	10:47.727
4	1	2:58.790	48.082	1:22.339	48.369	206.9	13:46.517
5	1	2:56.372	46.948	1:22.520	46.904	196.4	16:42.889
6	1	2:56.555	47.037	1:22.197	47.321	189.1	19:39.444
7	1	4:33.746 B	47.375	2:14.871	1:31.500	208.1	24:13.190
8	1	11:21.159	9:09.150	1:24.814	47.195	197.4	35:34.349
9	1	2:57.290	47.288	1:21.632	48.370	173.1	38:31.639
10	1	2:53.283	46.691	1:20.705	45.887	198.5	41:24.922

705 Radical Motorsport
1.Robin GREENHALGH
2.Jerome GREENHALGH
Radical SR3
RADICAL


1	1	6:23.057	3:18.190	1:55.742	1:09.125	64.3	6:23.057
2	1	3:45.156 B	1:13.422	1:31.801	59.933	125.9	10:08.213
3	1	4:25.785	2:09.049	1:27.288	49.448	130.0	14:33.998
4	1	2:59.914	50.579	1:22.828	46.507	192.9	17:33.912
5	1	3:04.711 B	50.343	1:21.530	52.838	208.9	20:38.623
6	1	4:51.799	2:42.839	1:22.317	46.643	199.3	25:30.422
7	1	3:02.411	49.318	1:25.905	47.188	208.9	28:32.833
8	1	2:55.235	49.282	1:20.149	45.804	209.7	31:28.068
9	1	2:56.194	49.039	1:19.732	47.423	210.5	34:24.262
10	1	2:53.895	48.948	1:19.396	45.551	210.5	37:18.157
11	1	2:53.386	48.926	1:18.944	45.516	208.5	40:11.543

711 Domec Racing
1.Nagy KABAZ
RXC Spyder
RADICAL

1	1	5:25.729	3:06.774	1:29.453	49.502	145.9	5:25.729
2	1	3:02.007	49.752	1:24.524	47.731	168.2	8:27.736
3	1	3:01.119	48.688	1:24.399	48.032	183.7	11:28.855
4	1	2:59.350	47.896	1:24.774	46.680	191.5	14:28.205
5	1	2:59.393	47.009	1:24.998	47.386	207.3	17:27.598
6	1	3:03.089	49.822	1:25.620	47.647	162.9	20:30.687
7	1	3:38.547 B	46.851	1:32.527	1:19.169	202.2	24:09.234
8	1	4:50.540	2:34.002	1:27.541	48.997	184.0	28:59.774
9	1	2:58.010	47.992	1:22.719	47.299	195.7	31:57.784
10	1	2:55.076	46.300	1:22.559	46.217	198.2	34:52.860
11	1	2:52.458	45.555	1:21.491	45.412	214.7	37:45.318
12	1	3:08.272 B	47.210	1:24.031	57.031	184.9	40:53.590

733 Radical Motorsport
1.Eddie VAN DAM
2.Melvin VAN DAM
Radical SR3
RADICAL

1	1	4:47.195	2:37.067	1:23.029	47.099	163.6	4:47.195
---	---	----------	----------	----------	--------	-------	----------



PROTOTYPE CHALLENGE+FUNYO

SPA RACING FESTIVAL 2023

Free Practice 1

Sector Analysis

■ Personal Best
 ■ Session Best
 B Crossing the pit lane

Lap	D	Time	Sector 1	Sector 2	Sector 3	T.Spd	Elapsed	Lap	D	Time	Sector 1	Sector 2	Sector 3	T.Spd	Elapsed
2	1	3:03.118	51.535	1:23.315	48.268	189.1	7:50.313								
3	1	3:09.762 B	51.061	1:22.099	56.602	208.1	11:00.075								
4	1	4:25.240 B	2:05.921	1:21.527	57.792	210.9	15:25.315								
5	1	6:24.551	4:15.794	1:21.811	46.946	171.7	21:49.866								
6	1	2:55.173	49.654	1:19.285	46.234	184.6	24:45.039								
7	1	2:54.734	49.835	1:18.801	46.098	180.0	27:39.773								
8	1	2:53.930	49.152	1:18.896	45.882	199.3	30:33.703								
9	1	3:01.627 B	48.910	1:18.391	54.326	197.4	33:35.330								

750 Domec Racing
1.Martin LUCAS
Radical SR3
RADICAL

1	1	5:08.033	2:55.373	1:24.985	47.675	170.3	5:08.033
2	1	2:59.762	50.976	1:22.043	46.743	200.7	8:07.795
3	1	2:59.811	49.996	1:22.850	46.965	208.5	11:07.606
4	1	3:04.218 B	49.939	1:21.689	52.590	205.7	14:11.824
5	1	3:48.645	1:42.458	1:20.446	45.741	193.5	18:00.469
6	1	2:54.672	49.508	1:19.689	45.475	207.7	20:55.141
7	1	2:58.935	49.483	1:20.740	48.712	208.1	23:54.076
8	1	2:57.541	51.941	1:19.587	46.013	202.6	26:51.617
9	1	2:53.686	50.212	1:18.680	44.794	207.3	29:45.303
10	1	2:51.487	49.189	1:17.811	44.487	211.8	32:36.790
11	1	2:50.483	48.272	1:18.027	44.184	210.9	35:27.273
12	1	2:58.591 B	48.811	1:17.696	52.084	210.5	38:25.864

777 Revolution Race Cars
1.Joaquim Gabriel PENTEAL
Revolution 500SC
REV UK

1	1	5:09.170 B	2:39.467	1:29.489	1:00.214	152.8	5:09.170
2	1	5:59.813	3:41.879	1:29.097	48.837	167.2	11:08.983
3	1	2:54.790	48.068	1:20.392	46.330	219.5	14:03.773
4	1	2:56.802	47.753	1:22.455	46.594	188.8	17:00.575
5	1	2:51.532	46.821	1:19.547	45.164	223.1	19:52.107
6	1	2:53.835	46.597	1:20.578	46.660	214.3	22:45.942
7	1	2:50.824	47.176	1:19.154	44.494	225.5	25:36.766
8	1	2:52.217	47.644	1:19.533	45.040	220.9	28:28.983
9	1	3:05.259 B	49.245	1:19.834	56.180	197.1	31:34.242
10	1	5:11.943	3:03.401	1:22.017	46.525	183.4	36:46.185
11	1	2:53.023	48.990	1:18.810	45.223	211.4	39:39.208
12	1	2:58.403	47.894	1:23.991	46.518	209.7	42:37.611