

# PROTOTYPE CHALLENGE+FUNYO


## SPA RACING FESTIVAL 2023

### Free Practice 2

### Sector Analysis

■ Personal Best   ■ Session Best   B Crossing the pit lane

Lap	D	Time	Sector 1	Sector 2	Sector 3	T.Spd	Elapsed	Lap	D	Time	Sector 1	Sector 2	Sector 3	T.Spd	Elapsed														
<b>2</b>	L'Ecurie Française							FUNYO	6 1							2:39.786	45.691	1:12.364	41.731	208.1	16:45.838								
	1.Romain BOECKER							FUNYO	7 1							2:43.114	45.598	1:14.636	42.880	200.7	19:28.952								
	1	1	2:41.041	46.575	1:13.846	40.620	162.2	2:41.041	8 1	2:55.081	B	46.269	1:14.394	54.418	191.2	22:24.033													
	2	1	2:32.424	44.704	1:08.062	39.658	230.8	5:13.465	9 1	4:42.404		2:43.661	1:15.402	43.341	197.8	27:06.437													
	3	1	2:28.833	43.020	1:06.822	38.991	235.3	7:42.298	10 1	2:37.154		45.063	1:10.964	41.127	223.6	29:43.591													
	4	1	2:28.006	42.669	1:06.384	38.953	237.9	10:10.304	11 1	3:41.335	B	56.172	1:32.708	1:12.455	133.0	33:24.926													
	5	1	2:27.970	42.549	1:06.260	39.161	237.9	12:38.274	<b>23</b>							HMC Racing													
	6	1	2:28.507	42.657	1:06.914	38.936	237.4	15:06.781	1.Nicolas CANNARD							FUNYO	1 1							3:16.335	1:14.273	1:19.238	42.824	141.5	3:16.335
	7	1	2:39.293	B	42.316	1:06.899	50.078	231.8	17:46.074	2 1							2:38.610	46.832	1:10.672	41.106	224.5	5:54.945							
	8	1	5:17.625	3:32.503	1:06.060	39.062	233.3	23:03.699	3 1							2:34.952	44.045	1:09.968	40.939	233.8	8:29.897								
	9	1	2:27.420	42.781	1:05.618	39.021	234.8	25:31.119	4 1							2:32.889	43.849	1:08.749	40.291	232.3	11:02.786								
	10	1	2:28.956	42.552	1:06.402	40.002	237.9	28:00.075	5 1							2:31.323	43.561	1:07.748	40.014	234.3	13:34.109								
	11	1	2:28.549	43.045	1:06.471	39.033	235.3	30:28.624	6 1							2:31.232	43.471	1:08.002	39.759	237.4	16:05.341								
	12	1	2:26.919		42.898	1:05.345	38.676	32:55.543	7 1							2:55.383	B	43.750	1:15.435	56.198	233.3	19:00.724							
	13	1	2:33.267	B	42.666	1:05.933	44.668	35:28.810	8 1							3:56.943	2:07.357	1:09.085	40.501	229.3	22:57.667								
14	1	5:41.555	3:32.334	1:18.709	50.512	228.3	41:10.365	9 1							2:30.065	43.370	1:07.052	39.643	235.8	25:27.732									
<b>7</b>								AMGV Sport Racing							FUNYO	10 1							2:32.725	44.845	1:07.985	39.895	231.8	28:00.457	
1.David LITZSTORF								FUNYO	11 1							2:30.255	43.517	1:07.007	39.731	237.9	30:30.712								
1	1	3:15.672	1:05.498	1:26.337	43.837	144.0	3:15.672	12 1							2:31.868	44.580	1:07.029	40.259	234.8	33:02.580									
2	1	2:44.101	48.052	1:14.316	41.733	216.0	5:59.773	13 1							2:28.882		42.920	1:06.502	39.460	236.3	35:31.462								
3	1	2:40.188	45.555	1:12.744	41.889	229.3	8:39.961	14 1							2:29.686	43.140	1:06.467	40.079	235.3	38:01.148									
4	1	2:38.946	45.630	1:12.136	41.180	228.8	11:18.907	15 1							2:30.789	43.120	1:07.583	40.086	234.8	40:31.937									
5	1	2:36.802	45.092	1:10.847	40.863	228.8	13:55.709	<b>24</b>							HMC Racing														
6	1	2:35.657	44.996	1:09.994	40.667	228.3	16:31.366	1.Xavier FOUINEAU							FUNYO	1 1							2:39.788	43.760	1:15.067	40.961	180.9	2:39.788	
7	1	2:36.609	44.817	1:10.593	41.199	228.8	19:07.975	2 1							2:32.990	44.481	1:09.112	39.397	227.8	5:12.778									
8	1	2:45.329	B	44.661	1:09.566	51.102	227.8	21:53.304	3 1							2:28.899	42.950	1:07.087	38.862	236.3	7:41.677								
9	1	5:10.408	3:15.542	1:13.268	41.598	225.0	27:03.712	4 1							2:28.117	42.702	1:06.628	38.787	237.4	10:09.794									
10	1	2:34.446	44.720	1:09.369	40.357	228.3	29:38.158	5 1							2:28.847	43.640	1:06.375	38.832	238.4	12:38.641									
11	1	2:34.353	44.121	1:09.998	40.234	227.8	32:12.511	6 1							2:27.811		42.440	1:06.319	39.052	236.8	15:06.452								
12	1	2:33.680	44.267	1:09.239	40.174	227.4	34:46.191	7 1							2:27.600	42.473	1:06.519	38.608	237.4	17:34.052									
13	1	2:34.502	44.108	1:10.363	40.031	228.8	37:20.693	8 1							2:47.284	B	46.607	1:11.757	48.920	200.7	20:21.336								
14	1	2:33.492		44.413	1:09.170	39.909	39:54.185	9 1							4:05.834	2:15.161	1:06.658	44.015	230.3	24:27.170									
<b>12</b>								Belt Racing							FUNYO	10 1							2:29.704	42.679	1:08.106	38.919	235.8	26:56.874	
1.Benoit EVEILLARD								FUNYO	11 1							2:27.853	43.001	1:06.034	38.818	232.3	29:24.727								
1	1	2:51.275	B	47.475	1:13.961	49.839	170.1	2:51.275	12 1							2:27.205		42.857	1:05.593	38.755	232.3	31:51.932							
2	1	5:24.970	3:28.928	1:15.388	40.654	164.9	8:16.245	13 1							2:26.117	42.647	1:05.109	38.361	233.8	34:18.049									
3	1	2:32.160	45.008	1:07.672	39.480	227.8	10:48.405	14 1							3:10.369	B	54.245	1:18.684	57.440	154.1	37:28.418								
4	1	2:30.772	43.907	1:07.183	39.682	232.3	13:19.177	<b>26</b>							Spirit of 78														
5	1	2:30.532	43.693	1:07.148	39.691	233.3	15:49.709	1.Frank LEFEVRE							FUNYO	1 1							2:57.441	54.280	1:20.869	42.292	157.4	2:57.441	
6	1	2:31.175	44.067	1:07.288	39.820	231.8	18:20.884	2 1							2:39.055	45.459	1:12.251	41.345	230.3	5:36.496									
7	1	2:30.842	43.677	1:07.504	39.661	232.3	20:51.726	3 1							2:34.785	44.659	1:10.069	40.057	225.9	8:11.281									
8	1	2:31.848	43.781	1:08.522	39.545	232.3	23:23.574	4 1							2:32.941	43.934	1:09.236	39.771	231.8	10:44.222									
9	1	2:40.700	B	43.334	1:09.128	48.238	232.8	26:04.274	5 1							2:32.365	43.749	1:09.025	39.591	231.8	13:16.587								
10	1	4:18.222	2:22.073	1:15.738	40.411	228.8	30:22.496	6 1							2:31.877	43.832	1:08.421	39.624	232.3	15:48.464									
11	1	2:30.168		43.788	1:06.841	39.539	32:52.664	7 1							2:31.722	43.727	1:08.494	39.501	230.8	18:20.186									
12	1	2:42.803	B	43.694	1:07.205	51.904	35:35.467	8 1							2:48.136	B	43.655	1:11.759	52.722	231.3	21:08.322								
<b>21</b>								HMC Racing							FUNYO	9 1							3:39.897	1:49.551	1:09.529	40.817	230.3	24:48.219	
1.Bruno FRETIN								FUNYO	10 1							2:31.545	43.336	1:08.759	39.450	232.3	27:19.764								
1	1	3:12.179	1:03.764	1:23.202	45.213	147.7	3:12.179	11 1							2:30.450	43.250	1:07.942	39.258	231.8	29:50.214									
2	1	2:46.168	47.375	1:15.878	42.915	196.7	5:58.347	12 1							2:34.570	44.130	1:10.078	40.362	228.8	32:24.784									
3	1	2:42.366	45.926	1:14.239	42.201	221.8	8:40.713	13 1							2:34.227		43.124	1:10.642	40.461	232.8	34:59.011								
4	1	2:41.421	46.139	1:13.172	42.110	209.7	11:22.134																						
5	1	2:43.918	46.078	1:14.580	43.260	204.9	14:06.052																						



# PROTOTYPE CHALLENGE+FUNYO


## SPA RACING FESTIVAL 2023

### Free Practice 2

### Sector Analysis

■ Personal Best   ■ Session Best   ■ Crossing the pit lane

Lap	D	Time	Sector 1	Sector 2	Sector 3	T.Spd	Elapsed	Lap	D	Time	Sector 1	Sector 2	Sector 3	T.Spd	Elapsed
14	1	2:55.969B	43.273	1:15.639	57.057	232.8	37:54.980	3	1	2:40.113	45.812	1:12.339	41.962	228.3	8:30.498
<b>28</b> HMC Racing 1.Jean-Claude ROLLAND FUNYO FUNYO								4 1 2:39.088 45.209 1:12.387 41.492 226.9 11:09.586							
1 1 3:08.968 1:02.159 1:22.881 43.928 160.2 3:08.968								5 1 2:38.533 45.095 1:11.367 42.071 231.8 13:48.119							
2 1 2:43.058 47.323 1:13.893 41.842 206.1 5:52.026								6 1 2:37.537 45.281 1:11.226 41.030 229.8 16:25.656							
3 1 2:39.185 45.377 1:12.249 41.559 225.9 8:31.211								7 1 <b>2:35.806</b> 45.064 <b>1:09.841</b> <b>40.901</b> 228.8 19:01.462							
4 1 2:36.457 <b>44.475</b> 1:11.070 40.912 231.8 11:07.668								8 1 2:36.183 44.816 1:10.337 41.030 228.3 21:37.645							
5 1 2:36.609 44.994 1:10.563 41.052 231.3 13:44.277								9 1 2:48.807B 45.136 1:10.311 53.360 228.8 24:26.452							
6 1 2:35.960 44.874 1:10.264 40.822 230.3 16:20.237								10 1 4:32.827 2:40.055 1:11.334 41.438 226.4 28:59.279							
7 1 <b>2:34.823</b> 44.642 <b>1:09.446</b> 40.735 232.3 18:55.060								11 1 2:36.714 45.219 1:10.556 40.939 227.4 31:35.993							
8 1 2:48.129B 44.910 1:09.820 53.399 231.8 21:43.189								12 1 2:36.298 44.878 1:10.353 41.067 229.3 34:12.291							
9 1 3:51.093 1:55.182 1:12.578 43.333 228.8 25:34.282								13 1 2:39.122 <b>44.593</b> 1:11.427 43.102 229.3 36:51.413							
10 1 2:36.149 45.162 1:10.345 <b>40.642</b> 232.8 28:10.431								14 1 2:38.374 44.819 1:11.979 41.576 231.8 39:29.787							
11 1 2:37.688 44.523 1:11.039 42.126 237.4 30:48.119								15 1 2:44.572 44.725 1:18.159 41.688 230.3 42:14.359							
12 1 2:37.415 45.391 1:10.623 41.401 233.3 33:25.534								<b>76</b> DD-Compund 1.Dominik DIERKES 2.Rob KAMPHUES Revolution 500SC REV UK							
13 1 2:59.990B 44.519 1:15.910 59.561 233.8 36:25.524								1 1 3:58.242 1:51.562 1:22.779 43.901 135.3 3:58.242							
<b>33</b> L'Ecurie Française 1.Edoardo ELIA FUNYO FUNYO								2 1 2:42.548 47.038 1:13.726 41.784 226.4 6:40.790							
1 1 3:31.623 1:15.680 1:28.181 47.762 138.6 3:31.623								3 1 2:38.718 45.375 1:11.674 41.669 219.1 9:19.508							
2 1 2:49.682 48.653 1:17.793 43.236 201.1 6:21.305								4 1 2:42.118 45.702 1:12.384 44.032 220.4 12:01.626							
3 1 2:44.840 47.819 1:15.211 41.810 184.0 9:06.145								5 1 2:37.145 45.123 1:11.043 40.979 232.8 14:38.771							
4 1 2:39.794 45.407 1:12.476 41.911 218.2 11:45.939								6 1 2:35.721 44.738 1:10.413 40.570 232.8 17:14.492							
5 1 2:39.755 45.607 1:12.758 41.390 215.6 14:25.694								7 1 2:38.383 44.457 1:11.112 42.814 230.8 19:52.875							
6 1 2:39.015 45.721 <b>1:11.832</b> 41.462 225.9 17:04.709								8 1 2:50.622B 44.722 1:12.843 53.057 216.9 22:43.497							
7 1 2:43.461 46.684 1:14.248 42.529 180.6 19:48.170								9 1 4:46.210 2:56.262 1:10.507 39.441 228.8 27:29.707							
8 1 2:54.562B 46.267 1:12.911 55.384 207.3 22:42.732								10 1 2:34.228 43.529 1:10.426 40.273 233.3 30:03.935							
9 1 5:26.476 3:30.315 1:15.001 41.160 195.7 28:09.208								11 1 2:32.081 <b>43.285</b> 1:09.467 <b>39.329</b> 233.8 32:36.016							
10 1 2:41.051 45.070 1:13.353 42.628 226.9 30:50.259								12 1 <b>2:32.897</b> 43.666 <b>1:08.251</b> 40.980 234.8 35:08.913							
11 1 2:39.457 45.331 1:11.917 42.209 226.4 33:29.716								13 1 2:33.610 43.937 1:10.015 39.658 234.3 37:42.523							
12 1 2:44.032 44.888 1:14.589 44.555 228.3 36:13.748								14 1 2:33.479 43.677 1:08.669 41.133 233.8 40:16.002							
13 1 2:39.619 45.147 1:12.790 41.682 226.4 38:53.367								<b>77</b> HMC Racing 1.Alex GAINES FUNYO FUNYO							
14 1 <b>2:37.151</b> <b>44.646</b> 1:11.880 <b>40.625</b> 226.9 41:30.518								1 1 2:40.156 45.425 1:14.508 40.223 169.3 2:40.156							
<b>54</b> HMC Racing 1.Jeremy SIFFERT FUNYO FUNYO								2 1 2:32.075 44.176 1:08.126 39.773 230.8 5:12.231							
1 1 2:54.173 49.224 1:20.436 44.513 142.1 2:54.173								3 1 2:28.814 43.192 1:06.558 39.064 230.3 7:41.045							
2 1 2:43.375 47.581 1:13.076 42.718 210.9 5:37.548								4 1 2:28.127 42.886 1:06.249 38.992 230.8 10:09.172							
3 1 2:39.919 45.733 1:13.236 40.950 192.5 8:17.467								5 1 2:28.330 43.046 1:06.369 38.915 231.8 12:37.502							
4 1 2:38.197 46.406 1:10.527 41.264 224.5 10:55.664								6 1 2:27.688 42.620 1:06.131 38.937 233.3 15:05.190							
5 1 2:36.662 45.210 1:10.084 41.368 229.3 13:32.326								7 1 2:38.926B <b>42.308</b> 1:07.263 49.355 234.3 17:44.116							
6 1 2:46.150B 44.923 1:10.589 50.638 229.3 16:18.476								8 1 3:26.576 1:40.167 1:07.532 38.877 228.3 21:10.692							
7 1 4:56.783 3:06.128 1:09.931 40.724 209.3 21:15.259								9 1 2:27.856 42.758 1:06.179 38.919 231.8 23:38.548							
8 1 2:35.524 44.884 1:09.686 40.954 228.8 23:50.783								10 1 2:27.737 42.680 1:06.162 38.895 233.8 26:06.285							
9 1 2:37.438 44.845 1:11.308 41.285 229.3 26:28.221								11 1 2:29.446 42.396 1:07.665 39.385 236.8 28:35.731							
10 1 2:36.217 45.079 1:09.724 41.414 229.8 29:04.438								12 1 <b>2:27.314</b> 42.774 <b>1:05.810</b> <b>38.730</b> 232.8 31:03.045							
11 1 2:35.222 45.062 1:09.320 40.840 228.3 31:39.660								13 1 2:29.113 42.868 1:07.003 39.242 234.3 33:32.158							
12 1 <b>2:34.225</b> 44.436 <b>1:09.163</b> <b>40.626</b> 230.3 34:13.885								14 1 2:42.902B 42.792 1:08.230 51.880 236.8 36:15.060							
13 1 2:36.215 <b>44.130</b> 1:10.662 41.423 232.8 36:50.100								<b>78</b> Spirit of 78 1.Remy BROUARD FUNYO FUNYO							
14 1 2:36.293 44.332 1:09.387 42.574 230.3 39:26.393								1 1 3:01.276 57.525 1:21.354 42.397 154.5 3:01.276							
15 1 2:57.887 45.331 1:31.222 41.334 229.8 42:24.280								2 1 2:36.841 45.865 1:10.138 40.838 223.6 5:38.117							
<b>64</b> AMGV Sport Racing 1.Etienne CHAMPETIER FUNYO FUNYO								3 1 2:34.564 45.089 1:09.536 39.939 228.8 8:12.681							
1 1 3:06.974 56.997 1:24.991 44.986 142.3 3:06.974								4 1 <b>2:32.056</b> 44.175 <b>1:08.067</b> 39.814 231.8 10:44.737							
2 1 2:43.411 47.060 1:13.899 42.452 214.3 5:50.385								5 1 2:32.404 43.815 1:08.865 <b>39.724</b> 234.8 13:17.141							
								6 1 2:32.118 43.877 1:08.498 39.743 234.3 15:49.259							
								7 1 2:46.144B 45.110 1:09.487 51.547 232.8 18:35.403							



# PROTOTYPE CHALLENGE+FUNYO


## SPA RACING FESTIVAL 2023

### Free Practice 2

### Sector Analysis

■ Personal Best   ■ Session Best   ■ Crossing the pit lane

Lap	D	Time	Sector 1	Sector 2	Sector 3	T.Spd	Elapsed	Lap	D	Time	Sector 1	Sector 2	Sector 3	T.Spd	Elapsed
<b>79</b> HMC Racing 1.Eric SOARES FUNYO FUNYO															
1	1	3:29.288	1:16.320	1:27.962	45.006	130.1	3:29.288								
2	1	2:42.451	46.601	1:13.926	41.924	222.2	6:11.739								
3	1	2:39.700	45.815	1:12.442	41.443	229.8	8:51.439								
4	1	2:38.684	45.044	1:11.940	41.700	229.3	11:30.123								
5	1	2:37.676	44.881	1:11.682	41.113	231.8	14:07.799								
6	1	2:55.256 <b>B</b>	44.898	1:12.041	58.317	219.1	17:03.055								
7	1	3:41.364	1:48.188	1:12.131	41.045	225.9	20:44.419								
8	1	2:35.998	44.710	1:10.717	40.571	229.8	23:20.417								
9	1	2:39.088	44.643	1:13.205	41.240	230.3	25:59.505								
10	1	2:36.626	44.393	1:10.749	41.484	230.3	28:36.131								
11	1	2:34.869	44.151	<b>1:09.997</b>	40.721	232.3	31:11.000								
12	1	2:35.361	44.348	1:10.106	40.907	229.8	33:46.361								
13	1	2:35.756	44.142	1:10.491	41.123	231.3	36:22.117								
14	1	<b>2:35.329</b>	44.174	1:10.627	<b>40.528</b>	232.3	38:57.446								
15	1	2:35.640	<b>44.013</b>	1:10.546	41.081	231.8	41:33.086								
<b>83</b> AMG Sport Racing 1.Dominique ARNOUX FUNYO FUNYO															
1	1	3:13.725	1:01.275	1:25.459	46.991	147.7	3:13.725								
2	1	2:52.260	51.572	1:17.272	43.416	196.0	6:05.985								
3	1	2:45.170	47.137	1:15.846	42.187	213.0	8:51.155								
4	1	2:44.981	46.209	1:15.162	43.610	220.0	11:36.136								
5	1	<b>2:41.596</b>	46.250	1:13.427	<b>41.919</b>	225.5	14:17.732								
6	1	2:45.076	47.002	1:15.059	43.015	218.6	17:02.808								
7	1	2:46.183	47.696	1:15.550	42.937	189.5	19:48.991								
8	1	2:46.630	46.443	1:16.800	43.387	213.9	22:35.621								
9	1	2:42.926	46.409	1:13.893	42.624	228.3	25:18.547								
10	1	2:42.796	<b>45.924</b>	1:13.924	42.948	225.9	28:01.343								
11	1	2:45.529	46.060	1:17.083	42.386	206.5	30:46.872								
12	1	2:42.719	46.903	<b>1:13.270</b>	42.546	200.4	33:29.591								
13	1	2:46.023	46.867	1:15.049	44.107	220.9	36:15.614								
14	1	2:43.879	46.541	1:14.466	42.872	212.2	38:59.493								
15	1	2:41.930	45.961	1:13.372	42.597	229.3	41:41.423								
<b>89</b> Revolution Race Cars 1.Markus ZUNKER 2.Elvís STOJKO Revolution 500SC REV UK															
1	1	3:54.859 <b>B</b>	1:36.074	1:22.831	55.954	190.8	3:54.859								
2	1	3:03.669	1:01.055	1:18.373	44.241	193.5	6:58.528								
3	1	2:43.800	45.560	1:15.526	42.714	222.2	9:42.328								
4	1	2:41.384	44.677	1:14.421	42.286	214.7	12:23.712								
5	1	2:39.003	44.141	1:13.681	<b>41.181</b>	233.3	15:02.715								
6	1	2:50.315 <b>B</b>	44.007	1:14.137	52.171	226.9	17:53.030								
7	1	5:34.648	3:39.192	1:13.655	41.801	229.3	23:27.678								
8	1	2:37.081	<b>43.024</b>	1:12.072	41.985	236.3	26:04.759								
9	1	2:38.794	43.309	1:12.006	43.479	243.8	28:43.553								
10	1	<b>2:35.182</b>	43.200	<b>1:10.637</b>	41.345	235.3	31:18.735								
<b>99</b> Kairos Racing 1.David BRAUNSTEIN FUNYO FUNYO															
1	1	3:49.077	1:26.004	1:30.850	52.223	115.6	3:49.077								
2	1	2:55.702	52.158	1:20.647	42.897	165.4	6:44.779								
3	1	2:41.333	46.581	1:12.947	41.805	206.5	9:26.112								
4	1	2:39.175	45.560	1:11.839	41.776	222.7	12:05.287								
5	1	2:38.279	45.461	1:11.542	41.276	227.8	14:43.566								
6	1	<b>2:36.577</b>	<b>45.124</b>	1:10.656	<b>40.797</b>	226.9	17:20.143								
7	1	2:37.847	45.990	1:11.014	40.843	219.5	19:57.990								
8	1	2:47.427 <b>B</b>	45.335	1:10.734	51.358	230.8	22:45.417								
9	1	5:06.200	3:11.408	1:13.018	41.774	187.5	27:51.617								
10	1	2:36.801	45.524	1:10.375	40.902	226.9	30:28.418								
11	1	2:41.130	45.550	1:10.891	44.689	229.8	33:09.548								
12	1	2:43.902	45.602	1:15.810	42.490	210.5	35:53.450								
13	1	2:36.905	45.562	<b>1:10.373</b>	40.970	228.8	38:30.355								
14	1	2:37.902	45.954	1:10.874	41.074	211.8	41:08.257								
<b>294</b> Pegasus Racing 1.Alain MEYER 2.Jordan MEYER FUNYO FUNYO															
1	1	3:31.814	1:17.280	1:27.713	46.821	134.8	3:31.814								
2	1	2:48.570	47.985	1:17.097	43.488	200.0	6:20.384								
3	1	2:44.542	46.989	1:15.208	42.345	213.4	9:04.926								
4	1	2:43.753	46.512	1:14.861	42.380	216.0	11:48.679								
5	1	2:42.254	46.034	1:14.334	41.886	228.8	14:30.933								
6	1	2:41.156	45.930	1:13.606	41.620	230.8	17:12.089								
7	1	2:40.120	45.618	1:11.976	42.526	230.3	19:52.209								
8	1	2:42.648	45.385	1:15.030	42.233	202.2	22:34.857								
9	1	2:39.650	45.483	1:12.321	41.846	228.3	25:14.507								
10	1	2:40.014	45.735	1:11.918	42.361	228.3	27:54.521								
11	1	2:39.694	44.872	1:13.352	41.470	233.3	30:34.215								
12	1	2:40.350	45.590	1:11.213	43.547	229.8	33:14.565								
13	1	2:39.656	45.794	1:12.302	41.560	231.3	35:54.221								
14	1	2:36.904	45.478	1:10.963	<b>40.463</b>	234.3	38:31.125								
15	1	<b>2:35.418</b>	<b>44.764</b>	<b>1:09.898</b>	40.756	230.8	41:06.543								
<b>500</b> Revolution Race Cars 1.Richard MORRIS 2.Milan DE LAET Revolution 500SC REV UK															
1	1	3:53.575 <b>B</b>	1:33.944	1:24.052	55.579	170.6	3:53.575								
2	1	5:02.129	3:04.642	1:15.343	42.144	181.8	8:55.704								
3	1	2:39.239	44.284	1:13.419	41.536	216.9	11:34.943								
4	1	2:36.189	43.410	1:11.596	41.183	230.8	14:11.132								
5	1	2:35.571	42.830	1:11.356	41.385	228.8	16:46.703								
6	1	2:33.566	43.969	1:09.492	40.105	248.8	19:20.269								
7	1	2:41.799 <b>B</b>	42.792	1:09.620	49.387	212.2	22:02.068								
8	1	3:54.865	2:07.741	1:07.829	39.295	252.9	25:56.933								
9	1	2:26.755	41.960	1:06.108	38.687	255.9	28:23.688								
10	1	<b>2:25.612</b>	41.977	1:05.366	<b>38.269</b>	252.9	30:49.300								
11	1	2:27.161	43.245	<b>1:05.359</b>	38.557	254.1	33:16.461								
12	1	2:35.791 <b>B</b>	<b>41.608</b>	1:06.998	47.185	257.1	35:52.252								
13	1	4:24.820 <b>B</b>	2:19.551	1:15.828	49.441	154.1	40:17.072								
<b>563</b> Revolution Race Cars 1.James BOOTH Revolution 500SC REV UK															



# PROTOTYPE CHALLENGE+FUNYO

## SPA RACING FESTIVAL 2023

### Free Practice 2

### Sector Analysis

■ Personal Best    ■ Session Best    ■ Crossing the pit lane

Lap	D	Time	Sector 1	Sector 2	Sector 3	T.Spd	Elapsed	Lap	D	Time	Sector 1	Sector 2	Sector 3	T.Spd	Elapsed
<b>705</b> Radical Motorsport 1. Robin GREENHALGH 2. Jerome GREENHALGH Radical SR3 RADICAL															
1	1	3:53.099	1:49.506	1:17.092	46.501	189.5	3:53.099	1	1	3:55.426	2:38.143	1:27.021	51.262	156.7	27:59.872
2	1	2:43.044	46.963	1:14.095	41.986	214.7	6:36.143	9	1	3:03.200	46.460	1:19.191	57.549	212.6	31:03.072
3	1	2:44.649	46.113	1:13.088	45.448	218.6	9:20.792	10	1	3:39.612	1:36.392	1:18.788	44.432	199.6	34:42.684
4	1	2:48.962	45.805	1:11.325	51.832	222.2	12:09.754	11	1	2:43.931	44.155	1:16.738	43.038	192.5	37:26.615
5	1	2:50.594	1:00.289	1:09.492	40.813	220.0	15:00.348	12	1	3:03.076	45.778	1:19.899	57.399	170.1	40:29.691
6	1	2:33.105	44.717	1:07.713	40.675	218.2	17:33.453								
7	1	2:43.794	44.721	1:09.512	49.561	218.6	20:17.247								
8	1	5:30.187	3:38.445	1:09.984	41.758	214.7	25:47.434								
9	1	2:37.160	45.392	1:09.963	41.805	216.4	28:24.594								
10	1	2:35.457	45.417	1:09.341	40.699	217.7	31:00.051								
11	1	2:34.188	44.845	1:08.974	40.369	217.7	33:34.239								
12	1	2:36.578	44.754	1:11.083	40.741	220.9	36:10.817								
13	1	2:35.217	44.697	1:09.299	41.221	218.2	38:46.034								
14	1	2:57.289	44.900	1:19.301	53.088	217.7	41:43.323								
<b>733</b> Radical Motorsport 1. Eddie VAN DAM 2. Melvin VAN DAM Radical SR3 RADICAL															
1	1	3:55.205	1:50.391	1:20.924	43.890	167.7	3:55.205	8	1	4:56.426	2:38.143	1:27.021	51.262	156.7	27:59.872
2	1	2:44.088	47.208	1:14.620	42.260	202.2	6:39.293	9	1	3:03.200	46.460	1:19.191	57.549	212.6	31:03.072
3	1	2:40.771	46.401	1:11.737	42.633	220.9	9:20.064	10	1	3:39.612	1:36.392	1:18.788	44.432	199.6	34:42.684
4	1	2:41.808	46.379	1:11.985	43.444	222.7	12:01.872	11	1	2:43.931	44.155	1:16.738	43.038	192.5	37:26.615
5	1	2:48.572	46.372	1:11.027	51.173	221.8	14:50.444	12	1	3:03.076	45.778	1:19.899	57.399	170.1	40:29.691
6	1	5:18.450	3:24.571	1:12.146	41.733	192.2	20:08.894								
7	1	2:36.208	46.233	1:08.727	41.248	219.1	22:45.102								
8	1	2:33.816	45.493	1:07.871	40.452	220.0	25:18.918								
9	1	2:37.123	46.267	1:08.615	42.241	221.8	27:56.041								
10	1	2:34.958	44.965	1:09.253	40.740	221.3	30:30.999								
11	1	2:44.374	45.346	1:08.774	50.254	220.9	33:15.373								
12	1	3:38.531	1:50.122	1:08.007	40.402	217.3	36:53.904								
13	1	2:33.832	44.970	1:08.449	40.413	220.9	39:27.736								
14	1	2:33.757	44.887	1:08.645	40.225	222.7	42:01.493								
<b>750</b> Domec Racing 1. Martin LUCAS Radical SR3 RADICAL															
1	1	3:50.988	1:51.047	1:16.573	43.368	165.9	3:50.988	8	1	4:56.426	2:38.143	1:27.021	51.262	156.7	27:59.872
2	1	2:32.483	45.350	1:07.148	39.985	218.6	6:23.471	9	1	3:03.200	46.460	1:19.191	57.549	212.6	31:03.072
3	1	2:32.642	44.837	1:07.567	40.238	222.7	8:56.113	10	1	3:39.612	1:36.392	1:18.788	44.432	199.6	34:42.684
4	1	2:32.854	44.553	1:08.325	39.976	222.7	11:28.967	11	1	2:43.931	44.155	1:16.738	43.038	192.5	37:26.615
5	1	2:38.122	44.433	1:06.856	46.833	220.0	14:07.089	12	1	3:03.076	45.778	1:19.899	57.399	170.1	40:29.691
<b>777</b> Revolution Race Cars 1. Joaquim Gabriel PENTEAL Revolution 500SC REV UK															
1	1	4:01.158	1:41.890	1:22.260	57.008	175.6	4:01.158	8	1	4:56.426	2:38.143	1:27.021	51.262	156.7	27:59.872
2	1	4:53.532	2:50.969	1:19.681	42.882	215.1	8:54.690	9	1	3:03.200	46.460	1:19.191	57.549	212.6	31:03.072
3	1	2:39.380	44.631	1:13.569	41.180	238.4	11:34.070	10	1	3:39.612	1:36.392	1:18.788	44.432	199.6	34:42.684
4	1	2:37.832	43.484	1:11.773	42.575	227.4	14:11.902	11	1	2:43.931	44.155	1:16.738	43.038	192.5	37:26.615
5	1	2:35.452	43.308	1:10.592	41.552	244.9	16:47.354	12	1	3:03.076	45.778	1:19.899	57.399	170.1	40:29.691
6	1	2:33.339	44.253	1:09.556	39.530	220.4	19:20.693								
7	1	2:30.286	42.102	1:09.001	39.183	241.1	21:50.979								
8	1	2:30.837	42.634	1:09.016	39.187	243.8	24:21.816								
9	1	2:57.634	44.199	1:15.807	57.628	241.6	27:19.450								
<b>710</b> Radical Motorsport 1. Alain BERG 2. Mitchell VAN DIJK Radical SR3 RADICAL															
1	1	3:55.914	1:50.654	1:21.038	44.222	161.0	3:55.914	8	1	4:56.426	2:38.143	1:27.021	51.262	156.7	27:59.872
2	1	2:44.222	46.848	1:14.967	42.407	210.9	6:40.136	9	1	3:03.200	46.460	1:19.191	57.549	212.6	31:03.072
3	1	2:41.176	46.189	1:12.370	42.617	207.3	9:21.312	10	1	3:39.612	1:36.392	1:18.788	44.432	199.6	34:42.684
4	1	2:40.728	45.928	1:11.833	42.967	223.6	12:02.040	11	1	2:43.931	44.155	1:16.738	43.038	192.5	37:26.615
5	1	2:49.582	46.308	1:11.726	51.548	224.1	14:51.622	12	1	3:03.076	45.778	1:19.899	57.399	170.1	40:29.691
6	1	5:41.745	3:50.345	1:10.419	40.981	214.7	20:33.367								
7	1	2:36.595	45.881	1:09.904	40.810	221.3	23:09.962								
8	1	2:38.481	45.700	1:10.622	42.159	220.0	25:48.443								
9	1	2:47.632	45.746	1:09.741	52.145	220.0	28:36.075								
10	1	4:34.005	2:40.557	1:10.473	42.975	185.2	33:10.080								
11	1	2:38.847	45.678	1:11.486	41.683	221.3	35:48.927								
12	1	2:36.855	45.958	1:10.027	40.870	218.2	38:25.782								
13	1	2:36.730	46.842	1:09.180	40.708	218.2	41:02.512								
<b>711</b> Domec Racing 1. Nagy KABAZ RXC Spyder RADICAL															
1	1	3:54.119	1:49.870	1:18.314	45.935	174.2	3:54.119	8	1	4:56.426	2:38.143	1:27.021	51.262	156.7	27:59.872
2	1	2:42.550	45.479	1:14.388	42.683	217.7	6:36.669	9	1	3:03.200	46.460	1:19.191	57.549	212.6	31:03.072
3	1	2:40.388	43.613	1:14.339	42.436	206.1	9:17.057	10	1	3:39.612	1:36.392	1:18.788	44.432	199.6	34:42.684
4	1	2:51.313	43.851	1:16.028	51.434	196.0	12:08.370	11	1	2:43.931	44.155	1:16.738	43.038	192.5	37:26.615
5	1	4:53.901	2:52.914	1:17.073	43.914	186.5	17:02.271	12	1	3:03.076	45.778	1:19.899	57.399	170.1	40:29.691
6	1	2:46.229	46.504	1:16.563	43.162	175.9	19:48.500								
7	1	3:14.946	44.894	1:28.520	1:01.532	191.8	23:03.446								