

# PROTOTYPE CHALLENGE+FUNYO


## SPA RACING FESTIVAL 2023

### Race 1

### Sector Analysis

■ Personal Best   ■ Session Best   ■ Crossing the pit lane

Lap	D	Time	Sector 1	Sector 2	Sector 3	T.Spd	Elapsed	Lap	D	Time	Sector 1	Sector 2	Sector 3	T.Spd	Elapsed	
<b>2</b>	L'Ecurie Française							FUNYO	9	1	3:02.063	1:04.260	1:13.872	43.931	195.7	31:20.684
	1.Romain BOECKER							FUNYO	10	1	2:42.183	47.025	1:12.438	42.720	219.1	34:02.867
	1	1	2:31.312	45.961	1:06.055	39.296	231.3	2:31.312	11	1	2:39.777	45.552	1:12.319	41.906	230.3	36:42.644
	2	1	3:40.772	1:07.335	1:31.060	1:02.377	146.5	6:12.084	12	1	2:44.305B	45.289	1:10.511	48.505	229.3	39:26.949
	3	1	2:26.434	42.726	1:04.950	38.758	234.8	8:38.518	13	1	5:34.419	3:43.944	1:10.738	39.737	225.0	45:01.368
	4	1	2:26.573	42.469	1:05.290	38.814	235.3	11:05.091	14	1	2:30.761	43.865	1:07.417	39.479	232.8	47:32.129
	5	1	2:32.267	42.595	1:05.039	44.633	237.4	13:37.358	15	1	2:30.388	44.313	1:07.153	38.922	233.3	50:02.517
	6	1	2:27.231	42.274	1:05.961	38.996	234.8	16:04.589	16	1	2:28.336	43.147	1:06.002	39.187	234.3	52:30.853
	7	1	3:31.512B	42.207	1:11.813	1:37.492	232.8	19:36.101	17	1	2:28.416	43.138	1:06.155	39.123	234.3	54:59.269
	8	1	8:31.000	4:42.569	2:09.605	1:38.826	76.1	28:07.101	18	1	2:28.882	43.322	1:06.289	39.271	235.8	57:28.151
	9	1	3:01.313	1:04.973	1:13.792	42.548	208.9	31:08.414	19	1	2:28.929	43.703	1:06.426	38.800	232.8	59:57.080
	10	1	2:41.037	45.812	1:12.740	42.485	223.6	33:49.451	20	1	2:32.849	43.060	1:10.620	39.169	235.8	1:02:29.929
	11	1	2:45.161B	45.913	1:11.081	48.167	217.3	36:34.612	<b>21</b> HMC Racing 1.Bruno FRETIN FUNYO 1 1 2:46.887 51.116 1:12.736 43.035 235.3 2:46.887 2 1 3:34.360 1:02.671 1:28.492 1:03.197 150.8 6:21.247 3 1 2:40.722 49.235 1:10.576 40.911 220.9 9:01.969 4 1 2:36.796 44.763 1:10.596 41.437 225.5 11:38.765 5 1 2:37.129 44.900 1:10.655 41.574 216.9 14:15.894 6 1 2:37.711 45.087 1:10.885 41.739 210.9 16:53.605 7 1 4:05.582B 45.299 1:42.249 1:38.034 206.1 20:59.187 8 1 8:54.120 6:16.829 1:49.796 47.495 86.3 29:53.307 9 1 2:59.010 50.129 1:20.436 48.445 183.1 32:52.317 10 1 3:14.558B 52.431 1:22.139 59.988 165.1 36:06.875 11 1 5:21.889 3:21.542 1:16.618 43.729 172.2 41:28.764 12 1 2:56.168B 46.966 1:14.695 54.507 207.3 44:24.932 13 1 3:11.266 1:15.638 1:13.460 42.168 198.5 47:36.198 14 1 2:41.116 45.854 1:12.601 42.661 216.0 50:17.314 15 1 2:41.589 45.920 1:13.693 41.976 206.1 52:58.903 16 1 2:38.782 45.318 1:11.221 42.243 209.3 55:37.685 17 1 2:39.091 45.307 1:11.380 42.404 220.4 58:16.776 18 1 2:39.316 45.710 1:11.621 41.985 215.6 1:00:56.092 19 1 2:38.082 45.283 1:11.415 41.384 213.9 1:03:34.174							
	12	1	4:59.746	3:12.981	1:07.842	38.923	232.3	41:34.358								
	13	1	2:28.366	42.731	1:06.732	38.903	236.8	44:02.724								
	14	1	2:26.364	42.574	1:05.097	38.693	234.8	46:29.088								
	15	1	2:26.303	42.540	1:05.103	38.660	235.8	48:55.391								
	16	1	2:27.222	42.539	1:06.063	38.620	236.8	51:22.613								
	17	1	2:27.251	42.320	1:06.246	38.685	237.4	53:49.864								
	18	1	2:26.307	42.258	1:05.375	38.674	236.3	56:16.171								
	19	1	2:26.212	42.433	1:04.950	38.829	236.3	58:42.383								
20	1	2:25.875	42.365	1:04.980	38.530	236.3	1:01:08.258									
<b>7</b>	AMGV Sport Racing							FUNYO	<b>23</b> HMC Racing 1.Nicolas CANNARD FUNYO 1 1 2:38.617 49.698 1:09.124 39.795 228.8 2:38.617 2 1 3:37.612 1:05.521 1:29.527 1:02.564 129.0 6:16.229 3 1 2:29.535 42.981 1:07.604 38.950 239.5 8:45.764 4 1 2:28.707 42.476 1:07.220 39.011 233.8 11:14.471 5 1 2:29.299 42.822 1:06.632 39.845 232.8 13:43.770 6 1 2:29.731 42.412 1:07.052 40.267 232.8 16:13.501 7 1 3:40.467B 42.557 1:16.301 1:41.609 232.3 19:53.968 8 1 8:24.148 4:36.954 2:12.169 1:35.025 75.1 28:18.116 9 1 3:08.874 1:05.311 1:19.067 44.496 177.6 31:26.990 10 1 2:43.526 47.170 1:13.922 42.434 200.0 34:10.516 11 1 2:37.361 45.646 1:10.858 40.857 233.8 36:47.877 12 1 2:32.935 44.277 1:08.767 39.891 231.8 39:20.812 13 1 2:30.370 43.900 1:06.629 39.841 234.8 41:51.182 14 1 2:41.716B 43.616 1:08.827 49.273 237.4 44:32.898 15 1 5:00.039 3:13.858 1:07.369 38.812 233.8 49:32.937 16 1 2:27.252 42.584 1:05.698 38.970 237.4 52:00.189 17 1 2:27.157 42.522 1:05.626 39.009 238.9 54:27.346 18 1 2:28.555 42.309 1:07.045 39.201 235.3 56:55.901 19 1 2:27.412 43.081 1:05.359 38.972 237.9 59:23.313 20 1 2:27.898 42.249 1:06.834 38.815 240.5 1:01:51.211							
	1.David LITZISTORF							FUNYO								
	1	1	2:36.812	49.288	1:08.152	39.372	228.8	2:36.812								
	2	1	3:38.616	1:05.698	1:30.075	1:02.843	128.4	6:15.428								
	3	1	2:30.198	42.607	1:08.340	39.251	231.8	8:45.626								
	4	1	2:29.694	42.851	1:07.896	38.947	232.8	11:15.320								
	5	1	2:29.313	42.667	1:07.487	39.159	232.3	13:44.633								
	6	1	2:29.249	42.552	1:07.133	39.564	233.3	16:13.882								
	7	1	3:41.975B	42.649	1:17.035	1:42.291	230.8	19:55.857								
	8	1	7:54.484	4:14.014	2:08.450	1:32.020	80.8	27:50.341								
	9	1	3:25.652	1:20.564	1:21.294	43.794	168.0	31:15.993								
	10	1	2:46.453	47.136	1:15.763	43.554	224.1	34:02.446								
	11	1	2:36.457	44.910	1:10.840	40.707	231.3	36:38.903								
	12	1	2:35.671	44.005	1:11.238	40.428	233.8	39:14.574								
	13	1	2:41.593B	43.544	1:09.192	48.857	232.3	41:56.167								
	14	1	4:53.934	3:05.200	1:08.889	39.845	228.3	46:50.101								
	15	1	2:31.952	43.555	1:07.883	40.514	231.3	49:22.053								
	16	1	2:29.868	43.099	1:07.331	39.438	236.3	51:51.921								
	17	1	2:29.544	42.953	1:07.330	39.261	232.3	54:21.465								
	18	1	2:30.021	43.052	1:07.600	39.369	232.8	56:51.486								
	19	1	2:30.042	43.118	1:07.423	39.501	233.3	59:21.528								
20	1	2:31.149	43.058	1:08.525	39.566	225.0	1:01:52.677									
<b>12</b>	Belt Racing							FUNYO	<b>23</b> HMC Racing 1.Nicolas CANNARD FUNYO 1 1 2:38.617 49.698 1:09.124 39.795 228.8 2:38.617 2 1 3:37.612 1:05.521 1:29.527 1:02.564 129.0 6:16.229 3 1 2:29.535 42.981 1:07.604 38.950 239.5 8:45.764 4 1 2:28.707 42.476 1:07.220 39.011 233.8 11:14.471 5 1 2:29.299 42.822 1:06.632 39.845 232.8 13:43.770 6 1 2:29.731 42.412 1:07.052 40.267 232.8 16:13.501 7 1 3:40.467B 42.557 1:16.301 1:41.609 232.3 19:53.968 8 1 8:24.148 4:36.954 2:12.169 1:35.025 75.1 28:18.116 9 1 3:08.874 1:05.311 1:19.067 44.496 177.6 31:26.990 10 1 2:43.526 47.170 1:13.922 42.434 200.0 34:10.516 11 1 2:37.361 45.646 1:10.858 40.857 233.8 36:47.877 12 1 2:32.935 44.277 1:08.767 39.891 231.8 39:20.812 13 1 2:30.370 43.900 1:06.629 39.841 234.8 41:51.182 14 1 2:41.716B 43.616 1:08.827 49.273 237.4 44:32.898 15 1 5:00.039 3:13.858 1:07.369 38.812 233.8 49:32.937 16 1 2:27.252 42.584 1:05.698 38.970 237.4 52:00.189 17 1 2:27.157 42.522 1:05.626 39.009 238.9 54:27.346 18 1 2:28.555 42.309 1:07.045 39.201 235.3 56:55.901 19 1 2:27.412 43.081 1:05.359 38.972 237.9 59:23.313 20 1 2:27.898 42.249 1:06.834 38.815 240.5 1:01:51.211							
	1.Benoit EVEILLARD							FUNYO								
	1	1	2:33.511	47.375	1:07.112	39.024	237.4	2:33.511								
	2	1	3:40.281	1:07.920	1:30.076	1:02.285	132.8	6:13.792								
	3	1	2:30.038	43.729	1:07.281	39.028	233.3	8:43.830								
	4	1	2:29.367	43.122	1:06.782	39.463	236.3	11:13.197								
	5	1	2:28.764	43.128	1:06.637	38.999	240.0	13:41.961								
	6	1	2:28.675	43.384	1:06.179	39.112	235.8	16:10.636								
	7	1	3:33.645B	42.852	1:16.658	1:34.135	237.4	19:44.281								
8	1	8:34.340	4:50.519	2:09.761	1:34.060	76.7	28:18.621									



# PROTOTYPE CHALLENGE+FUNYO


## SPA RACING FESTIVAL 2023

### Race 1

### Sector Analysis

■ Personal Best   ■ Session Best   ■ Crossing the pit lane

Lap	D	Time	Sector 1	Sector 2	Sector 3	T.Spd	Elapsed	Lap	D	Time	Sector 1	Sector 2	Sector 3	T.Spd	Elapsed
<b>24</b> HMC Racing 1.Xavier FOUINEAU								FUNYO FUNYO							
1	1	2:32.421	45.987	1:07.280	39.154	229.8	2:32.421	9	1	5:39.242	3:29.947	1:21.919	47.376	179.7	31:06.833
2	1	3:40.493	1:07.210	1:30.585	1:02.698	153.8	6:12.914	10	1	2:58.652	50.565	1:21.378	46.709	205.7	34:05.485
3	1	2:27.583	42.675	1:06.220	38.688	238.4	8:40.497	11	1	2:56.036	48.745	1:21.138	46.153	216.9	37:01.521
4	1	2:27.026	42.388	1:05.980	38.658	237.9	11:07.523	12	1	2:53.614	48.514	1:19.276	45.824	223.6	39:55.135
5	1	2:27.377	42.550	1:05.953	38.874	237.9	13:34.900	13	1	3:02.225B	49.244	1:18.985	53.996	208.1	42:57.360
6	1	2:30.235	43.519	1:06.556	40.160	234.8	16:05.135	14	1	5:05.563	3:09.924	1:13.806	41.833	208.1	48:02.923
7	1	3:33.027B	42.251	1:13.419	1:37.357	240.0	19:38.162	15	1	2:49.805B	45.748	1:12.463	51.594	231.3	50:52.728
8	1	8:06.268	4:27.819	2:09.147	1:29.302	76.8	27:44.430	16	1	2:58.537	1:04.878	1:11.810	41.849	213.0	53:51.265
9	1	3:22.695	1:24.814	1:14.468	43.413	206.1	31:07.125	17	1	2:36.434	45.335	1:10.665	40.434	234.8	56:27.699
10	1	2:43.687	46.930	1:14.420	42.337	221.8	33:50.812	18	1	2:36.340	45.656	1:10.189	40.495	223.6	59:04.039
11	1	2:41.821	45.799	1:13.829	42.193	223.6	36:32.633	19	1	2:35.451	44.590	1:10.206	40.655	233.3	1:01:39.490
12	1	2:47.932B	45.423	1:12.487	50.022	228.3	39:20.565								
13	1	4:53.734	3:05.740	1:08.436	39.558	226.9	44:14.299								
14	1	2:28.348	43.192	1:06.239	38.917	234.8	46:42.647								
15	1	2:27.385	42.761	1:05.951	38.673	235.3	49:10.032								
16	1	2:26.163	42.606	1:05.198	38.359	235.3	51:36.195								
17	1	2:26.864	42.462	1:05.723	38.679	236.3	54:03.059								
18	1	2:26.969	42.407	1:05.887	38.675	236.8	56:30.028								
19	1	2:27.025	43.001	1:05.503	38.521	234.3	58:57.053								
20	1	2:27.002	42.280	1:06.132	38.590	237.4	1:01:24.055								
<b>26</b> Spirit of 78 1.Frank LEFEVRE								FUNYO FUNYO							
1	1	2:40.386	49.408	1:11.086	39.892	226.4	2:40.386								
2	1	3:36.948	1:04.583	1:29.531	1:02.834	141.4	6:17.334								
3	1	2:32.208	43.644	1:08.819	39.745	240.5	8:49.542								
4	1	2:33.116	43.681	1:09.349	40.086	236.8	11:22.658								
5	1	2:34.695	44.176	1:10.609	39.910	234.3	13:57.353								
6	1	2:33.914	43.387	1:10.445	40.082	237.9	16:31.267								
7	1	3:37.240B	44.407	1:20.309	1:32.524	233.3	20:08.507								
8	1	7:39.745	3:59.761	2:08.669	1:31.315	84.1	27:48.252								
9	1	3:40.577	1:23.622	1:28.294	48.661	149.8	31:28.829								
10	1	2:54.349	48.905	1:19.942	45.502	182.4	34:23.178								
11	1	2:46.348	46.721	1:16.491	43.136	205.3	37:09.526								
12	1	2:53.165B	45.497	1:14.504	53.164	203.8	40:02.691								
13	1	5:01.548	3:07.424	1:12.726	41.398	226.4	45:04.239								
14	1	2:36.353	44.057	1:10.823	41.473	234.3	47:40.592								
15	1	2:36.477	44.072	1:10.866	41.539	233.3	50:17.069								
16	1	2:37.152	45.304	1:10.750	41.098	231.8	52:54.221								
17	1	2:34.070	43.791	1:09.878	40.401	234.3	55:28.291								
18	1	2:33.837	43.537	1:09.902	40.398	234.8	58:02.128								
19	1	2:34.018	43.545	1:09.977	40.496	234.3	1:00:36.146								
20	1	2:33.279	43.625	1:09.416	40.238	234.8	1:03:09.425								
<b>33</b> L'Ecurie Française 1.Edoardo ELIA								FUNYO FUNYO							
1	1	2:45.408	50.830	1:12.694	41.884	234.8	2:45.408								
2	1	3:35.090	1:03.275	1:28.860	1:02.955	146.7	6:20.498								
3	1	3:58.928B	1:25.056	1:26.919	1:06.953	157.2	10:19.426								
<b>54</b> HMC Racing 1.Jeremy SIFFERT								FUNYO FUNYO							
1	1	2:37.750	49.311	1:08.659	39.780	229.8	2:37.750								
2	1	3:38.056	1:05.701	1:29.614	1:02.741	131.4	6:15.806								
3	1	2:30.698	43.386	1:08.273	39.039	237.9	8:46.504								
4	1	2:29.629	42.904	1:07.629	39.096	238.4	11:16.133								
5	1	2:29.535	42.735	1:07.358	39.442	239.5	13:45.668								
6	1	2:31.166	43.232	1:07.862	40.072	234.8	16:16.834								
7	1	3:41.083B	43.139	1:17.730	1:40.214	235.3	19:57.917								
8	1	9:31.648	6:26.701	2:10.255	54.692	73.6	29:29.565								
9	1	2:49.977	48.608	1:15.963	45.406	217.7	32:19.542								
10	1	2:48.943	47.648	1:17.013	44.282	216.0	35:08.485								
11	1	2:47.595	47.041	1:14.911	45.643	222.7	37:56.080								
12	1	2:47.677	47.692	1:16.032	43.953	224.5	40:43.757								
13	1	2:46.094	46.902	1:15.580	43.612	219.1	43:29.851								
14	1	2:53.173B	46.457	1:13.909	52.807	224.5	46:23.024								
15	1	5:03.341	3:09.946	1:12.826	40.569	210.5	51:26.365								
16	1	2:41.094B	44.407	1:08.736	47.951	230.8	54:07.459								
17	1	2:44.456	57.319	1:08.014	39.123	224.1	56:51.915								
18	1	2:31.808	43.936	1:07.794	40.078	234.3	59:23.723								
19	1	2:32.815	43.218	1:09.817	39.780	235.3	1:01:56.538								
<b>64</b> AMGV Sport Racing 1.Etienne CHAMPETIER								FUNYO FUNYO							
1	1	2:44.671	50.242	1:12.283	42.146	234.3	2:44.671								
2	1	3:35.426	1:02.950	1:29.281	1:03.195	135.3	6:20.097								
3	1	3:05.068B	54.453	1:16.662	53.953	183.1	9:25.165								
4	1	4:08.437	2:13.808	1:11.319	43.310	217.3	13:33.602								
5	1	2:53.354B	45.036	1:12.146	56.172	202.2	16:26.956								
6	1	7:32.181	3:49.342	2:09.726	1:33.113	76.4	23:59.137								
7	1	5:20.743	1:52.825	2:13.449	1:14.469	78.0	29:19.880								
8	1	3:07.047	58.751	1:22.378	45.918	173.1	32:26.927								
9	1	2:52.301	50.067	1:17.817	44.417	191.2	35:19.228								
10	1	2:53.501B	46.925	1:13.808	52.768	224.1	38:12.729								
11	1	5:08.433	3:11.062	1:14.652	42.719	221.8	43:21.162								
12	1	2:37.992	46.199	1:11.022	40.771	227.8	45:59.154								
13	1	2:36.499	44.914	1:10.991	40.594	229.3	48:35.653								
14	1	2:36.468	44.734	1:10.645	41.089	230.3	51:12.121								
15	1	2:35.267	45.112	1:09.707	40.448	228.3	53:47.388								
<b>28</b> HMC Racing 1.Jean-Claude ROLLAND								FUNYO FUNYO							
1	1	2:43.660	51.891	1:11.089	40.680	239.5	2:43.660								
2	1	3:35.786	1:03.480	1:29.028	1:03.278	135.7	6:19.446								
3	1	2:35.246	44.416	1:10.108	40.722	238.4	8:54.692								
4	1	2:36.759	44.910	1:10.339	41.510	235.8	11:31.451								
5	1	2:39.730	45.986	1:11.544	42.200	235.3	14:11.181								
6	1	2:36.198	44.757	1:10.561	40.880	237.9	16:47.379								
7	1	3:51.497	46.142	1:41.446	1:23.909	230.3	20:38.876								
8	1	4:48.715B	1:26.193	1:56.482	1:26.040	94.1	25:27.591								



# PROTOTYPE CHALLENGE+FUNYO


## SPA RACING FESTIVAL 2023

### Race 1

### Sector Analysis

■ Personal Best   ■ Session Best   ■ Crossing the pit lane

Lap	D	Time	Sector 1	Sector 2	Sector 3	T.Spd	Elapsed	Lap	D	Time	Sector 1	Sector 2	Sector 3	T.Spd	Elapsed
<b>76</b> DD-Compound 1.Dominik DIERKES 2.Rob KAMPHUES Revolution 500SC REV UK															
1	1	4:16.377	2:14.127	1:14.769	47.481	235.3	4:16.377								
2	1	3:31.842	57.339	1:38.846	55.657	112.6	7:48.219								
3	1	2:36.989	45.098	1:11.068	40.823	235.8	10:25.208								
4	1	2:35.336	43.653	1:11.236	40.447	235.8	13:00.544								
5	1	2:36.662	44.580	1:11.700	40.382	235.3	15:37.206								
<b>77</b> HMC Racing 1.Alex GAINES FUNYO FUNYO															
1	1	2:32.950	46.942	1:06.724	39.284	233.8	2:32.950								
2	1	3:40.520	1:07.508	1:30.219	1:02.793	145.2	6:13.470								
3	1	2:30.917	44.038	1:07.732	39.147	233.8	8:44.387								
4	1	2:28.695	42.540	1:07.306	38.849	233.8	11:13.082								
5	1	2:27.100	42.756	1:05.461	38.883	236.3	13:40.182								
6	1	2:26.824	42.152	1:05.806	38.866	237.9	16:07.006								
7	1	3:33.561	42.339	1:12.102	1:39.120	238.4	19:40.567								
8	1	8:43.116	4:59.309	2:08.985	1:34.822	75.1	28:23.683								
9	1	2:55.673	58.723	1:13.751	43.199	226.4	31:19.356								
10	1	2:40.601	45.755	1:13.086	41.760	226.9	33:59.957								
11	1	2:38.110	44.764	1:12.120	41.226	230.3	36:38.067								
12	1	2:44.728	44.162	1:11.470	49.096	231.3	39:22.795								
13	1	5:04.275	3:16.743	1:07.751	39.781	231.8	44:27.070								
14	1	2:28.380	42.618	1:07.222	38.540	236.3	46:55.450								
15	1	2:26.676	42.708	1:05.412	38.556	234.8	49:22.126								
16	1	2:26.332	42.635	1:05.205	38.492	234.8	51:48.458								
17	1	2:26.065	42.334	1:05.255	38.476	236.3	54:14.523								
18	1	2:25.941	42.442	1:04.900	38.599	234.8	56:40.464								
19	1	2:26.153	42.393	1:04.960	38.800	236.3	59:06.617								
20	1	2:25.811	42.127	1:05.057	38.627	236.3	1:01:32.428								
<b>78</b> Spirit of 78 1.Remy BROUARD FUNYO FUNYO															
1	1	2:41.332	49.859	1:11.042	40.431	224.1	2:41.332								
2	1	3:36.573	1:04.545	1:29.097	1:02.931	150.0	6:17.905								
3	1	2:32.496	43.595	1:08.948	39.953	237.4	8:50.401								
4	1	2:32.827	43.626	1:08.953	40.248	234.8	11:23.228								
5	1	2:34.634	44.821	1:09.758	40.055	233.3	13:57.862								
6	1	2:33.555	43.628	1:10.022	39.905	234.8	16:31.417								
7	1	3:38.948	44.431	1:20.634	1:33.883	228.8	20:10.365								
8	1	7:45.390	3:58.639	2:08.603	1:38.148	75.9	27:55.755								
9	1	5:15.460	3:13.496	1:17.465	44.499	189.1	33:11.215								
10	1	2:52.042	48.336	1:18.537	45.169	207.3	36:03.257								
11	1	2:51.347	48.234	1:18.318	44.795	194.2	38:54.604								
12	1	2:49.800	47.453	1:18.184	44.163	213.9	41:44.404								
13	1	2:50.580	47.525	1:18.411	44.644	206.1	44:34.984								
14	1	2:50.872	47.771	1:18.514	44.587	187.8	47:25.856								
15	1	2:49.880	47.661	1:18.596	43.623	212.6	50:15.736								
16	1	2:49.459	47.010	1:18.053	44.396	201.9	53:05.195								
17	1	2:48.688	47.020	1:17.760	43.908	212.2	55:53.883								
18	1	2:48.672	47.247	1:17.278	44.147	215.1	58:42.555								
19	1	2:57.834	47.846	1:16.356	53.632	218.2	1:01:40.389								
<b>79</b> HMC Racing 1.Eric SOARES FUNYO FUNYO															
1	1	2:42.067	49.682	1:11.841	40.544	220.0	2:42.067								
2	1	3:36.268	1:04.485	1:29.074	1:02.709	135.5	6:18.335								
3	1	2:32.407	43.494	1:08.961	39.952	238.9	8:50.742								
4	1	2:32.714	43.951	1:08.511	40.252	227.4	11:23.456								
5	1	2:31.813	43.379	1:08.752	39.682	237.9	13:55.269								
6	1	2:31.034	42.662	1:08.590	39.782	236.8	16:26.303								
7	1	3:39.106	42.816	1:18.263	1:38.027	223.6	20:05.409								
8	1	7:41.682	4:01.710	2:08.827	1:31.145	73.6	27:47.091								
9	1	3:36.444	1:23.586	1:25.272	47.586	168.0	31:23.535								
10	1	2:50.499	49.751	1:17.549	43.199	184.9	34:14.034								
11	1	2:43.217	46.552	1:14.692	41.973	220.4	36:57.251								
12	1	2:46.283	45.173	1:10.542	50.568	231.3	39:43.534								
13	1	4:56.048	3:06.007	1:09.966	40.075	212.6	44:39.582								
14	1	2:34.016	43.660	1:10.369	39.987	210.9	47:13.598								
15	1	2:31.284	42.863	1:08.329	40.092	235.3	49:44.882								
16	1	2:32.140	44.180	1:08.581	39.379	232.3	52:17.022								
17	1	2:30.775	42.752	1:08.385	39.638	234.8	54:47.797								
18	1	2:31.953	43.193	1:08.678	40.082	234.8	57:19.750								
19	1	2:32.249	42.624	1:08.767	40.858	236.3	59:51.999								
20	1	2:32.839	42.795	1:09.407	40.637	236.3	1:02:24.838								
<b>83</b> AMGV Sport Racing 1.Dominique ARNOUX FUNYO FUNYO															
1	1	2:48.265	52.160	1:13.414	42.691	223.1	2:48.265								
2	1	3:33.750	1:01.947	1:28.444	1:03.359	143.0	6:22.015								
3	1	2:40.300	46.284	1:12.384	41.632	227.4	9:02.315								
<b>89</b> Revolution Race Cars 1.Markus ZUNKER 2.Elviz STOJKO Revolution 500SC REV UK															
1	1	4:15.212	2:12.628	1:15.413	47.171	253.5	4:15.212								
2	1	3:32.697	57.697	1:38.964	56.036	124.9	7:47.909								
3	1	3:10.004	43.461	1:09.119	1:17.424	262.1	10:57.913								
4	1	2:33.214	43.771	1:09.478	39.965	255.9	13:31.127								
5	1	2:36.091	43.064	1:10.593	42.434	250.0	16:07.218								
6	1	3:35.532	43.639	1:19.878	1:32.015	213.9	19:42.750								
7	1	4:59.418	1:21.934	1:50.288	1:47.196	93.7	24:42.168								
8	1	5:16.543	1:44.655	2:09.596	1:22.292	67.8	29:58.711								
9	1	5:15.424	2:56.831	1:29.841	48.752	141.4	35:14.135								
10	1	2:42.508	45.979	1:14.015	42.514	193.5	37:56.643								
11	1	2:37.103	44.944	1:11.249	40.910	202.6	40:33.746								
12	1	2:34.590	43.725	1:10.625	40.240	204.9	43:08.336								
13	1	2:32.106	42.463	1:09.713	39.930	234.8	45:40.442								
14	1	2:32.038	42.544	1:09.881	39.613	226.9	48:12.480								
15	1	2:30.413	42.259	1:08.584	39.570	208.9	50:42.893								
16	1	2:30.605	42.654	1:08.832	39.119	220.4	53:13.498								
17	1	2:31.102	42.110	1:09.334	39.658	216.0	55:44.600								
18	1	2:32.623	41.877	1:08.595	42.151	237.4	58:17.223								
19	1	2:28.601	42.040	1:08.078	38.483	235.8	1:00:45.824								
20	1	2:29.513	42.351	1:07.941	39.221	228.8	1:03:15.337								
<b>99</b> Kairos Racing 1.David BRAUNSTEIN FUNYO FUNYO															
1	1	2:49.363	52.456	1:13.269	43.638	226.4	2:49.363								
2	1	3:33.253	1:01.665	1:28.411	1:03.177	136.7	6:22.616								



# PROTOTYPE CHALLENGE+FUNYO

## SPA RACING FESTIVAL 2023

### Race 1

### Sector Analysis

■ Personal Best    
 ■ Session Best    
 ■ Crossing the pit lane

Lap	D	Time	Sector 1	Sector 2	Sector 3	T.Spd	Elapsed	Lap	D	Time	Sector 1	Sector 2	Sector 3	T.Spd	Elapsed
3	1	2:36.781	45.930	1:10.654	40.197	231.3	8:59.397	6	1	2:37.722	42.602	1:12.456	42.664	246.6	18:03.911
4	1	<b>2:33.113</b>	44.465	<b>1:08.286</b>	40.362	230.8	11:32.510	7	1	5:40.796	1:46.053	2:15.374	1:39.369	71.9	23:44.707
5	1	2:37.871	45.922	1:10.996	40.953	226.9	14:10.381	8	1	5:31.167 <b>B</b>	1:47.880	2:14.078	1:29.209	70.2	29:15.874
6	1	2:33.334	44.434	1:08.675	40.225	231.8	16:43.715	9	1	4:33.339	2:30.437	1:18.828	44.074	202.6	33:49.213
7	1	4:01.613 <b>B</b>	45.145	1:43.839	1:32.629	213.4	20:45.328	10	1	2:42.490	44.972	1:15.039	42.479	229.3	36:31.703
8	1	7:37.607	3:53.839	2:09.110	1:34.658	76.5	28:22.935	11	1	2:39.298	44.121	1:13.268	41.909	230.8	39:11.001
9	1	3:12.032	1:03.636	1:23.593	44.803	204.9	31:34.967	12	1	2:36.956	43.456	1:12.500	41.000	237.9	41:47.957
10	1	2:48.429	47.527	1:17.216	43.686	221.3	34:23.396	13	1	2:37.978	43.287	1:12.927	41.764	227.8	44:25.935
11	1	2:42.979	46.850	1:14.852	41.277	208.1	37:06.375	14	1	2:35.835	43.014	1:12.105	40.716	244.3	47:01.770
12	1	2:38.402	44.984	1:12.521	40.897	228.3	39:44.777	15	1	2:34.797	42.731	1:11.307	40.759	246.0	49:36.567
13	1	2:45.244 <b>B</b>	45.447	1:10.424	49.373	227.4	42:30.021	16	1	2:35.068	42.443	1:12.113	40.512	249.4	52:11.635
14	1	5:01.448	3:08.253	1:12.130	41.065	221.8	47:31.469	17	1	2:33.461	42.462	1:10.909	40.090	217.7	54:45.096
15	1	2:38.668	46.745	1:11.746	<b>40.177</b>	228.3	50:10.137	18	1	2:33.280	42.106	1:11.129	40.445	248.8	57:18.376
16	1	2:34.987	<b>44.410</b>	1:10.140	40.437	228.8	52:45.124	19	1	2:32.732	42.170	1:10.117	40.445	253.5	59:51.108
17	1	2:35.135	45.006	1:09.764	40.365	228.3	55:20.259	20	1	2:32.687	41.957	1:10.891	<b>39.839</b>	259.6	1:02:23.795
18	1	2:35.262	44.620	1:10.058	40.584	228.3	57:55.521								
19	1	2:33.938	44.512	1:09.237	40.189	228.8	1:00:29.459								
20	1	2:34.542	44.663	1:09.408	40.471	227.8	1:03:04.001								

294 Pegasus Racing							FUNYO	
1. Alain MEYER							FUNYO	
2. Jordan MEYER								
1	2	2:34.714	48.607	1:06.821	39.286	230.3	2:34.714	
2	2	3:39.793	1:07.265	1:30.196	1:02.332	125.3	6:14.507	
3	2	2:30.217	43.301	1:07.848	39.068	238.4	8:44.724	
4	2	2:29.037	42.715	1:07.498	<b>38.824</b>	237.9	11:13.761	
5	2	2:29.175	43.345	1:06.584	39.246	237.4	13:42.936	
6	2	2:30.020	43.057	1:06.671	40.292	237.9	16:12.956	
7	2	3:30.480	42.771	1:15.944	1:31.765	234.8	19:43.436	
8	2	4:44.953 <b>B</b>	1:21.699	1:50.261	1:32.993	94.7	24:28.389	
9	2	6:27.357	4:28.389	1:15.344	43.624	197.8	30:55.746	
10	2	2:44.807	47.249	1:14.607	42.951	225.0	33:40.553	
11	2	2:43.387	46.758	1:14.048	42.581	226.9	36:23.940	
12	2	2:48.378 <b>B</b>	45.664	1:13.362	49.352	229.3	39:12.318	
13	2	5:15.816	3:22.940	1:11.781	41.095	228.3	44:28.134	
14	2	2:31.009	43.522	1:08.018	39.469	232.3	46:59.143	
15	2	2:29.612	43.825	<b>1:06.277</b>	39.510	233.8	49:28.755	
16	2	<b>2:28.554</b>	42.965	1:06.371	39.218	234.3	51:57.309	
17	2	2:28.823	43.086	1:06.571	39.166	235.3	54:26.132	
18	2	2:29.492	43.120	1:07.136	39.236	236.3	56:55.624	
19	2	2:29.326	43.724	1:06.577	39.025	242.2	59:24.950	
20	2	2:30.095	<b>42.532</b>	1:08.327	39.236	237.9	1:01:55.045	


500 Revolution Race Cars							Revolution 500SC	
1. Richard MORRIS							REV UK	
2. Milan DE LAET								
1	1	4:13.250	2:09.855	1:14.673	48.722	252.3	4:13.250	
2	1	3:31.962	57.557	1:38.963	55.442	124.3	7:45.212	
3	1	<b>2:29.238</b>	42.051	<b>1:07.399</b>	39.788	250.6	10:14.450	
4	1	2:29.699	<b>41.945</b>	1:08.061	<b>39.693</b>	261.5	12:44.149	
5	1	2:36.309	44.144	1:09.998	42.167	242.7	15:20.458	

563 Revolution Race Cars							Revolution 500SC	
1. James BOOTH							REV UK	
1	1	4:14.417	2:11.329	1:16.269	46.819	244.3	4:14.417	
2	1	3:32.302	57.904	1:39.077	55.321	116.9	7:46.719	
3	1	2:32.760	42.792	<b>1:09.927</b>	40.041	237.9	10:19.479	
4	1	<b>2:32.547</b>	<b>41.939</b>	1:10.683	39.925	247.1	12:52.026	
5	1	2:34.163	42.640	1:10.977	40.546	242.2	15:26.189	

577 Revolution Race Cars							Revolution 500SC	
1. Joaquim Gabriel PENTEAL							REV UK	
1	1	4:13.637	2:10.519	1:16.236	46.882	259.6	4:13.637	
2	1	3:32.294	57.756	1:38.763	55.775	120.0	7:45.931	
3	1	2:31.253	42.940	1:08.463	39.850	238.9	10:17.184	
4	1	2:29.833	42.367	1:08.618	38.848	244.3	12:47.017	
5	1	2:35.558	42.152	1:09.315	44.091	254.7	15:22.575	
6	1	2:36.725	42.663	1:10.377	43.685	226.9	17:59.300	
7	1	5:41.448	1:49.372	2:15.416	1:36.660	72.3	23:40.748	
8	1	5:31.741 <b>B</b>	1:50.844	2:11.194	1:29.703	72.2	29:12.489	
9	1	4:27.059	2:24.351	1:17.937	44.771	208.9	33:39.548	
10	1	2:42.140	46.176	1:14.227	41.737	211.4	36:21.688	
11	1	2:38.202	44.512	1:12.785	40.905	208.1	38:59.890	
12	1	2:35.322	43.322	1:11.537	40.463	216.9	41:35.212	
13	1	2:34.391	43.166	1:10.592	40.633	233.8	44:09.603	
14	1	2:35.161	43.083	1:10.412	41.666	222.7	46:44.764	
15	1	2:32.115	42.875	1:09.545	39.695	223.1	49:16.879	
16	1	2:29.791	42.222	1:08.982	<b>38.587</b>	236.8	51:46.670	
17	1	2:31.194	<b>41.842</b>	1:09.990	39.362	244.9	54:17.864	
18	1	2:31.836	42.382	1:10.228	39.226	234.8	56:49.700	
19	1	2:30.386	42.448	1:08.578	39.360	240.0	59:20.086	
20	1	<b>2:29.379</b>	42.081	<b>1:08.097</b>	39.201	257.8	1:01:49.465	

705 Radical Motorsport							Radical SR3	
1. Robin GREENHALGH							RADICAL	
2. Jerome GREENHALGH								
1	1	4:55.547 <b>B</b>	2:30.636	1:27.373	57.538	169.3	4:55.547	
2	1	19:32.260	...	1:53.883	1:27.106	73.6	24:27.807	
3	1	5:07.343 <b>B</b>	1:44.574	2:15.106	1:07.663	80.1	29:35.150	
4	1	4:46.012	2:50.393	1:13.671	41.948	216.9	34:21.162	
5	1	2:36.976	45.421	1:09.022	42.533	219.1	36:58.138	
6	1	2:34.349	44.603	1:09.480	40.266	225.5	39:32.487	
7	1	2:30.747	44.121	1:06.556	<b>40.070</b>	221.8	42:03.234	
8	1	2:31.452	44.353	1:06.422	40.677	224.1	44:34.686	
9	1	2:30.688	44.232	1:06.286	40.170	221.8	47:05.374	
10	1	2:32.007	<b>44.011</b>	1:06.837	41.159	222.7	49:37.381	
11	1	2:31.934	44.073	1:07.651	40.210	223.6	52:09.315	
12	1	2:30.457	44.164	1:06.129	40.164	221.3	54:39.772	
13	1	2:30.287	44.256	1:05.750	40.281	221.8	57:10.059	
14	1	<b>2:29.845</b>	44.114	<b>1:05.498</b>	40.233	222.2	59:39.904	
15	1	2:30.107	44.059	1:05.815	40.233	220.9	1:02:10.011	





# PROTOTYPE CHALLENGE+FUNYO SPA RACING FESTIVAL 2023

## Race 1

### Sector Analysis

■ Personal Best    ■ Session Best    ■ B Crossing the pit lane

Lap	D	Time	Sector 1	Sector 2	Sector 3	T.Spd	Elapsed	Lap	D	Time	Sector 1	Sector 2	Sector 3	T.Spd	Elapsed
<b>710</b> Radical Motorsport 1.Alain BERG 2.Mitchell VAN DIJK								Radical SR3 RADICAL							
1	1	4:17.111	2:16.498	1:13.400	47.213	222.7	4:17.111	5	1	2:36.049	45.887	1:08.623	41.539	215.6	15:43.409
2	1	3:31.747	57.448	1:38.811	55.488	112.9	7:48.858	6	1	3:08.053	45.669	1:08.496	1:13.888	213.4	18:51.462
3	1	2:39.862	46.320	1:11.565	41.977	221.8	10:28.720	7	1	5:24.163	1:43.085	2:10.543	1:30.535	71.1	24:15.625
4	1	2:38.179	45.674	1:10.808	41.697	221.8	13:06.899	8	1	5:10.685	1:44.430	2:11.363	1:14.892	75.6	29:26.310
5	1	2:38.697	45.527	1:11.827	41.343	223.1	15:45.596	9	1	4:44.713	2:46.283	1:14.815	43.615	198.9	34:11.023
6	1	3:09.069	45.340	1:09.453	1:14.276	223.6	18:54.665	10	1	2:38.894	47.264	1:09.944	41.686	212.6	36:49.917
7	1	5:25.312	1:43.386	2:09.368	1:32.558	82.4	24:19.977	11	1	2:35.198	46.037	1:07.885	41.276	213.0	39:25.115
8	1	5:01.258	1:43.480	2:09.965	1:07.813	78.5	29:21.235	12	1	2:34.876	45.695	1:07.647	41.534	215.1	41:59.991
9	1	3:01.973	50.557	1:19.863	51.553	213.9	32:23.208	13	1	2:35.297	45.843	1:06.757	42.697	212.6	44:35.288
10	1	4:20.967	2:21.703	1:16.198	43.066	200.0	36:44.175	14	1	2:34.092	46.108	1:06.720	41.264	212.6	47:09.380
11	1	2:39.725	45.999	1:11.858	41.868	221.8	39:23.900	15	1	2:34.642	46.019	1:07.099	41.524	212.2	49:44.022
12	1	2:37.913	45.874	1:10.835	41.204	221.3	42:01.813	16	1	2:35.067	45.663	1:08.345	41.059	215.6	52:19.089
13	1	2:35.498	45.339	1:09.194	40.965	222.7	44:37.311	17	1	2:33.797	45.882	1:06.682	41.233	213.0	54:52.886
14	1	2:34.954	45.232	1:08.954	40.768	222.2	47:12.265	18	1	2:34.255	45.911	1:06.969	41.375	211.8	57:27.141
15	1	2:34.340	44.831	1:08.870	40.639	226.9	49:46.605	19	1	2:34.056	45.956	1:06.751	41.349	214.7	1:00:01.197
16	1	2:35.100	44.781	1:08.717	41.602	225.5	52:21.705	20	1	2:37.600	46.136	1:09.259	42.205	211.8	1:02:38.797
17	1	2:33.835	44.775	1:08.589	40.471	223.6	54:55.540								
18	1	2:33.724	44.663	1:08.426	40.635	223.6	57:29.264								
19	1	2:33.202	44.604	1:08.408	40.190	224.5	1:00:02.466								
20	1	2:36.282	44.628	1:10.736	40.918	223.6	1:02:38.748								
<b>711</b> Domec Racing 1.Nagy KABAZ								RXC Spyder RADICAL							
1	1	7:53.871	5:08.879	1:40.386	1:04.606	107.0	7:53.871								
2	1	4:41.719	2:25.153	1:18.511	58.055	184.0	12:35.590								
<b>733</b> Radical Motorsport 1.Eddie VAN DAM 2.Melvin VAN DAM								Radical SR3 RADICAL							
1	1	4:17.920	2:16.446	1:14.010	47.464	221.3	4:17.920								
2	1	3:31.610	57.320	1:38.553	55.737	114.0	7:49.530								
3	1	2:40.115	46.234	1:11.104	42.777	222.2	10:29.645								
4	1	2:38.376	45.894	1:10.153	42.329	220.0	13:08.021								
5	1	2:36.170	45.944	1:09.198	41.028	223.6	15:44.191								
6	1	3:08.851	45.186	1:08.839	1:14.826	217.7	18:53.042								
7	1	5:24.307	1:42.374	2:10.960	1:30.973	75.1	24:17.349								
8	1	5:10.437	1:45.018	2:10.246	1:15.173	74.1	29:27.786								
9	1	5:44.332	3:46.921	1:13.699	43.712	202.6	35:12.118								
10	1	2:41.585	47.406	1:11.186	42.993	203.4	37:53.703								
11	1	2:39.380	46.997	1:10.312	42.071	202.2	40:33.083								
12	1	2:39.329	47.151	1:09.956	42.222	215.1	43:12.412								
13	1	2:39.698	47.086	1:10.415	42.197	216.0	45:52.110								
14	1	2:39.860	46.672	1:10.783	42.405	216.4	48:31.970								
15	1	2:40.999	46.757	1:11.584	42.658	216.4	51:12.969								
16	1	2:41.253	46.670	1:12.180	42.403	217.7	53:54.222								
17	1	2:41.113	46.705	1:11.847	42.561	216.4	56:35.335								
18	1	2:41.449	47.136	1:11.918	42.395	208.9	59:16.784								
19	1	2:43.849	47.019	1:14.586	42.244	194.6	1:02:00.633								
<b>750</b> Domec Racing 1.Martin LUCAS								Radical SR3 RADICAL							
1	1	4:18.208	2:17.044	1:14.041	47.123	214.3	4:18.208								
2	1	3:31.662	57.382	1:38.725	55.555	117.8	7:49.870								
3	1	2:40.060	46.323	1:10.890	42.847	216.9	10:29.930								
4	1	2:37.430	45.736	1:09.691	42.003	216.9	13:07.360								