

PROTOTYPE CHALLENGE+FUNYO


SPA RACING FESTIVAL 2023

Race 2

Sector Analysis

■ Personal Best
 ■ Session Best
 ■ Crossing the pit lane

Lap	D	Time	Sector 1	Sector 2	Sector 3	T.Spd	Elapsed	Lap	D	Time	Sector 1	Sector 2	Sector 3	T.Spd	Elapsed	
2	L'Ecurie Française							FUNYO	4	1	2:29.582	43.550	1:06.928	39.104	235.3	11:37.965
	1.Romain BOECKER							FUNYO	5	1	2:29.453	43.220	1:06.881	39.352	235.3	14:07.418
	1	1	2:34.014	47.059	1:07.383	39.572	228.8	2:34.014	6	1	2:46.229 B	43.894	1:09.855	52.480	229.8	16:53.647
	2	1	2:45.087	43.044	1:14.593	47.450	231.3	5:19.101	21 HMC Racing							
	3	1	3:47.929	59.183	1:43.147	1:05.599	159.1	9:07.030	1.Bruno FRETIN							
	4	1	2:28.082	43.096	1:05.865	39.121	232.3	11:35.112	1	1	2:47.216	53.375	1:12.511	41.330	227.4	2:47.216
	5	1	2:27.246	42.789	1:05.391	39.066	232.3	14:02.358	2	1	2:48.880	45.053	1:17.443	46.384	206.1	5:36.096
	6	1	2:27.105	42.831	1:05.277	38.997	231.8	16:29.463	3	1	3:40.374	57.722	1:37.873	1:04.779	143.6	9:16.470
	7	1	2:27.130	42.671	1:05.263	39.196	233.3	18:56.593	4	1	2:38.517	45.217	1:12.427	40.873	227.8	11:54.987
	8	1	2:26.710	42.680	1:05.017	39.013	233.8	21:23.303	5	1	2:37.607	44.845	1:11.668	41.094	222.2	14:32.594
	9	1	2:33.032 B	42.760	1:05.364	44.908	233.3	23:56.335	6	1	2:39.968	45.721	1:12.104	42.143	225.9	17:12.562
	10	1	4:48.326	3:03.691	1:05.506	39.129	232.3	28:44.661	7	1	2:47.469 B	45.055	1:11.045	51.369	215.1	20:00.031
	11	1	2:27.028	42.771	1:05.248	39.009	233.8	31:11.689	8	1	5:07.945	3:14.730	1:11.781	41.434	208.5	25:07.976
	12	1	2:26.454	42.603	1:05.082	38.769	234.8	33:38.143	9	1	2:37.720	45.225	1:11.154	41.341	220.4	27:45.696
	13	1	2:26.342	42.608	1:04.953	38.781	235.8	36:04.485	10	1	2:36.606	45.036	1:10.346	41.224	217.7	30:22.302
	14	1	2:27.145	42.534	1:05.685	38.926	236.3	38:31.630	11	1	2:35.103	44.906	1:09.669	40.528	221.8	32:57.405
	15	1	2:32.503 B	42.581	1:05.460	44.462	232.3	41:04.133	12	1	2:35.966	45.088	1:09.910	40.968	224.5	35:33.371
	16	1	4:48.032	3:03.148	1:06.043	38.841	231.3	45:52.165	13	1	2:46.785 B	45.087	1:10.650	51.048	216.0	38:20.156
	17	1	2:27.049	42.626	1:05.575	38.848	235.3	48:19.214	14	1	5:01.027	3:08.954	1:10.690	41.383	211.4	43:21.183
	18	1	2:26.776	42.549	1:05.246	38.981	234.8	50:45.990	15	1	2:36.440	44.903	1:10.744	40.793	212.6	45:57.623
	19	1	2:26.729	42.686	1:05.097	38.946	235.3	53:12.719	16	1	2:36.149	44.642	1:10.330	41.177	223.6	48:33.772
	20	1	2:26.930	42.583	1:05.431	38.916	237.4	55:39.649	17	1	2:35.241	44.562	1:09.879	40.800	223.6	51:09.013
	21	1	2:27.942	42.360	1:06.695	38.887	231.8	58:07.591	18	1	2:35.088	44.365	1:10.068	40.655	228.3	53:44.101
	22	1	2:26.612	42.758	1:04.999	38.855	236.3	1:00:34.203	19	1	2:35.174	44.068	1:10.027	41.079	230.8	56:19.275
23	1	2:28.618	42.360	1:05.937	40.321	234.8	1:03:02.821	20	1	2:35.628	44.453	1:10.474	40.701	229.8	58:54.903	
7 AMG V Sport Racing								FUNYO	21	1	2:35.365	44.716	1:09.436	41.213	210.5	1:01:30.268
1.David LITZISTORF								FUNYO	23 HMC Racing							
1	1	2:38.835	49.671	1:09.683	39.481	229.8	2:38.835	1.Nicolas CANNARD								
2	1	2:44.601	43.266	1:13.054	48.281	233.8	5:23.436	1	1	2:37.057	49.471	1:08.149	39.437	233.3	2:37.057	
3	1	3:47.361	59.946	1:41.512	1:05.903	152.8	9:10.797	2	1	2:45.580	42.925	1:14.318	48.337	239.5	5:22.637	
4	1	2:30.619	42.946	1:08.481	39.192	236.3	11:41.416	3	1	3:47.484	59.786	1:42.073	1:05.625	149.6	9:10.121	
5	1	2:29.776	43.049	1:07.373	39.354	234.3	14:11.192	4	1	2:29.707	43.190	1:07.117	39.400	238.4	11:39.828	
6	1	2:31.351	43.117	1:07.450	40.784	231.8	16:42.543	5	1	2:29.012	42.774	1:06.713	39.525	238.4	14:08.840	
7	1	2:30.375	43.286	1:07.311	39.778	232.3	19:12.918	6	1	2:30.241	43.017	1:07.958	39.266	237.4	16:39.081	
8	1	2:40.393 B	43.472	1:07.392	49.529	230.8	21:53.311	7	1	2:39.067 B	43.111	1:06.938	49.018	236.3	19:18.148	
9	1	4:53.880	3:06.325	1:07.912	39.643	228.8	26:47.191	8	1	4:53.356	3:07.155	1:06.778	39.423	233.8	24:11.504	
10	1	2:30.315	43.482	1:07.272	39.561	230.3	29:17.506	9	1	2:29.371	42.996	1:06.554	39.821	235.8	26:40.875	
11	1	2:30.170	43.389	1:06.892	39.889	230.8	31:47.676	10	1	2:28.939	42.983	1:06.471	39.485	236.3	29:09.814	
12	1	2:30.113	43.455	1:07.082	39.576	231.8	34:17.789	11	1	2:28.703	42.770	1:06.749	39.184	236.3	31:38.517	
13	1	2:30.141	43.357	1:07.048	39.736	231.3	36:47.930	12	1	2:27.974	42.790	1:06.193	38.991	238.9	34:06.491	
14	1	2:29.130	43.378	1:06.347	39.405	231.3	39:17.060	13	1	2:29.159	42.627	1:07.288	39.244	239.5	36:35.650	
15	1	2:28.917	43.393	1:06.343	39.181	232.3	41:45.977	14	1	2:39.104 B	42.928	1:06.287	49.889	237.4	39:14.754	
16	1	2:40.341 B	43.059	1:08.052	49.230	232.8	44:26.318	15	1	4:54.372	3:08.670	1:06.564	39.138	234.3	44:09.126	
17	1	4:54.897	3:06.066	1:08.266	40.565	229.8	49:21.215	16	1	2:28.159	42.752	1:05.992	39.415	237.4	46:37.285	
18	1	2:32.092	43.682	1:07.362	41.048	232.3	51:53.307	17	1	2:27.883	42.550	1:06.222	39.111	228.3	49:05.168	
19	1	2:30.917	43.470	1:07.250	40.197	233.8	54:24.224	18	1	2:28.409	43.496	1:05.976	38.937	234.8	51:33.577	
20	1	2:33.455	45.464	1:07.419	40.572	232.3	56:57.679	19	1	2:28.276	43.002	1:06.363	38.911	238.9	54:01.853	
21	1	2:29.001	43.105	1:06.555	39.341	232.8	59:26.680	20	1	2:28.090	42.530	1:06.418	39.142	234.3	56:29.943	
22	1	2:28.426	43.319	1:05.979	39.128	232.8	1:01:55.106	21	1	2:26.863	42.233	1:05.905	38.725	239.5	58:56.806	
12 Belt Racing								FUNYO	22	1	2:29.042	42.959	1:06.648	39.435	236.8	1:01:25.848
1.Benoit EVEILLARD								FUNYO	24 HMC Racing							
1	1	2:35.698	47.651	1:08.619	39.428	234.3	2:35.698	1.Xavier FOUINEAU								
2	1	2:44.895	43.216	1:14.153	47.526	233.8	5:20.593	1	1	2:36.079	48.027	1:08.544	39.508	231.8	2:36.079	
3	1	3:47.790	59.742	1:42.595	1:05.453	159.5	9:08.383	2	1	2:45.198	42.730	1:14.738	47.730	238.9	5:21.277	



PROTOTYPE CHALLENGE+FUNYO


SPA RACING FESTIVAL 2023

Race 2

Sector Analysis

■ Personal Best ■ Session Best ■ Crossing the pit lane

Lap	D	Time	Sector 1	Sector 2	Sector 3	T.Spd	Elapsed	Lap	D	Time	Sector 1	Sector 2	Sector 3	T.Spd	Elapsed
3	1	3:48.121	1:00.257	1:42.319	1:05.545	153.4	9:09.398	10	1	2:44.729	43.839	1:09.640	51.250	236.8	30:07.421
4	1	2:29.136	42.848	1:07.300	38.988	234.8	11:38.534	11	1	2:35.555	45.014	1:10.033	40.508	235.3	32:42.976
5	1	2:29.345	42.604	1:07.523	39.218	235.8	14:07.879	12	1	2:33.674	44.133	1:09.211	40.330	237.9	35:16.650
6	1	2:28.824	43.173	1:06.730	38.921	233.8	16:36.703	13	1	2:43.519	44.042	1:09.199	50.278	229.3	38:00.169
7	1	2:27.945	42.645	1:06.276	39.024	235.8	19:04.648	14	1	4:56.004	3:05.078	1:10.254	40.672	236.8	42:56.173
8	1	4:44.586	42.508	1:06.322	2:55.756	236.3	23:49.234	15	1	2:35.073	44.766	1:10.003	40.304	234.8	45:31.246
9	1	2:44.258	58.472	1:06.668	39.118	232.8	26:33.492	16	1	2:34.859	44.960	1:09.417	40.482	234.3	48:06.105
10	1	2:28.166	42.833	1:06.255	39.078	234.8	29:01.658	17	1	2:34.966	44.640	1:10.117	40.209	234.8	50:41.071
11	1	2:31.031	42.865	1:08.952	39.214	236.3	31:32.689	33 L'Ecurie Française FUNYO 1.Edoardo ELIA FUNYO							
12	1	2:27.760	42.695	1:06.111	38.954	236.3	34:00.449	1	1	2:51.792	54.876	1:15.035	41.881	204.5	2:51.792
13	1	2:27.836	42.730	1:06.242	38.864	235.3	36:28.285	2	1	2:48.516	46.333	1:16.489	45.694	173.1	5:40.308
14	1	2:37.736	42.675	1:06.394	48.667	236.3	39:06.021	3	1	3:38.644	56.887	1:37.816	1:03.941	143.0	9:18.952
15	1	4:51.829	3:06.129	1:06.669	39.031	233.8	43:57.850	4	1	2:42.571	45.652	1:14.246	42.673	208.1	12:01.523
16	1	2:29.128	42.848	1:06.368	39.912	236.3	46:26.978	5	1	2:40.348	45.260	1:13.893	41.195	202.6	14:41.871
17	1	2:28.745	42.744	1:07.139	38.862	237.9	48:55.723	6	1	2:44.143	45.693	1:15.960	42.490	211.8	17:26.014
18	1	2:27.799	42.620	1:06.278	38.901	236.3	51:23.522	7	1	2:51.533	44.489	1:12.247	54.797	232.3	20:17.547
19	1	2:29.378	43.031	1:07.186	39.161	236.3	53:52.900	8	1	5:03.058	3:11.884	1:10.399	40.775	226.9	25:20.605
20	1	2:29.126	43.654	1:06.549	38.923	237.9	56:22.026	9	1	2:38.082	44.273	1:10.964	42.845	219.5	27:58.687
21	1	2:29.225	42.487	1:07.912	38.826	229.3	58:51.251	10	1	2:36.069	45.315	1:09.990	40.764	230.3	30:34.756
22	1	2:28.487	42.723	1:06.500	39.264	238.4	1:01:19.738	11	1	2:35.013	44.427	1:10.378	40.208	229.8	33:09.769
26 Spirit of 78 FUNYO 1.Frank LEFEVRE FUNYO							12 1 2:34.427 44.297 1:10.089 40.041 229.3 35:44.196 13 1 2:42.036 43.661 1:09.655 48.720 230.3 38:26.232 14 1 5:00.224 3:09.835 1:09.793 40.596 224.1 43:26.456 15 1 2:33.626 43.950 1:09.484 40.192 231.3 46:00.082 16 1 2:35.093 43.781 1:09.706 41.606 231.3 48:35.175 17 1 2:37.338 46.669 1:10.335 40.334 225.9 51:12.513 18 1 2:32.875 43.662 1:09.638 39.575 232.3 53:45.388 19 1 2:34.136 43.318 1:10.154 40.664 226.9 56:19.524 20 1 2:35.399 44.519 1:10.713 40.167 214.7 58:54.923 21 1 2:35.075 45.085 1:09.910 40.080 212.6 1:01:29.998								
1	1	2:42.840	50.810	1:11.467	40.563	235.3	2:42.840	54 HMC Racing FUNYO 1.Jeremy SIFFERT FUNYO							
2	1	2:47.464	44.344	1:13.908	49.212	234.3	5:30.304	1	1	2:40.651	50.002	1:10.919	39.730	226.4	2:40.651
3	1	3:43.339	59.204	1:38.963	1:05.172	164.6	9:13.643	2	1	2:46.398	42.919	1:13.573	49.906	236.3	5:27.049
4	1	2:35.840	44.227	1:10.897	40.716	237.9	11:49.483	3	1	3:44.764	59.318	1:40.573	1:04.873	144.6	9:11.813
5	1	2:35.441	44.108	1:10.468	40.865	235.8	14:24.924	4	1	2:31.188	43.515	1:08.346	39.327	235.3	11:43.001
6	1	2:35.780	44.593	1:10.369	40.818	236.3	17:00.704	5	1	2:31.251	43.121	1:08.464	39.666	238.9	14:14.252
7	1	2:44.098	44.115	1:10.671	49.312	234.3	19:44.802	6	1	2:32.662	43.805	1:08.422	40.435	232.8	16:46.914
8	1	4:55.313	3:04.830	1:10.060	40.423	234.8	24:40.115	7	1	2:42.509	43.913	1:08.767	49.829	230.8	19:29.423
9	1	2:33.485	43.760	1:09.353	40.372	235.8	27:13.600	8	1	4:55.193	3:05.724	1:09.558	39.911	230.8	24:24.616
10	1	2:33.434	43.710	1:09.352	40.372	236.3	29:47.034	9	1	2:32.252	43.505	1:08.673	40.074	232.8	26:56.868
11	1	2:32.975	43.449	1:10.332	40.194	237.9	32:20.009	10	1	2:32.101	43.662	1:08.495	39.944	232.8	29:28.969
12	1	2:33.885	43.382	1:10.041	40.462	238.9	34:53.894	11	1	2:40.710	44.193	1:08.393	48.124	232.3	32:09.679
13	1	2:33.966	43.194	1:10.558	40.214	237.9	37:27.860	12	1	2:47.052	58.071	1:08.815	40.166	232.3	34:56.731
14	1	2:46.350	43.708	1:09.756	52.886	238.9	40:14.210	13	1	2:32.187	43.607	1:08.425	40.155	235.3	37:28.918
15	1	4:55.655	3:05.043	1:10.561	40.051	232.8	45:09.865	14	1	2:48.079	44.152	1:08.811	55.116	234.3	40:16.997
16	1	2:32.049	43.504	1:08.757	39.788	235.3	47:41.914	15	1	4:55.676	3:02.794	1:12.451	40.431	233.3	45:12.673
17	1	2:32.409	42.990	1:09.268	40.151	236.8	50:14.323	16	1	2:34.174	43.953	1:09.437	40.784	233.8	47:46.847
18	1	2:32.384	43.468	1:09.026	39.890	234.3	52:46.707	17	1	2:34.160	43.726	1:10.116	40.318	232.8	50:21.007
19	1	2:32.970	43.685	1:09.309	39.976	235.3	55:19.677	18	1	2:33.186	43.735	1:09.575	39.876	233.3	52:54.193
20	1	2:32.490	43.128	1:09.215	40.147	235.8	57:52.167	19	1	2:32.126	43.569	1:08.755	39.802	233.8	55:26.319
21	1	2:34.218	43.298	1:10.970	39.950	235.8	1:00:26.385	20	1	2:33.529	43.842	1:08.265	41.422	232.8	57:59.848
22	1	2:33.609	43.115	1:09.104	41.390	237.9	1:02:59.994	21	1	2:31.826	43.640	1:08.466	39.720	228.8	1:00:31.674
28 HMC Racing FUNYO 1.Jean-Claude ROLLAND FUNYO							22 1 2:31.502 43.165 1:08.628 39.709 234.8 1:03:03.176								
1	1	2:44.271	52.661	1:11.015	40.595	235.8	2:44.271								
2	1	2:47.618	43.991	1:13.415	50.212	236.8	5:31.889								
3	1	3:42.653	58.765	1:38.550	1:05.338	179.4	9:14.542								
4	1	2:35.685	44.649	1:10.482	40.554	232.3	11:50.227								
5	1	2:35.715	43.951	1:10.917	40.847	238.4	14:25.942								
6	1	2:35.883	44.472	1:10.732	40.679	235.3	17:01.825								
7	1	2:46.041	44.410	1:10.250	51.381	235.3	19:47.866								
8	1	4:57.371	3:05.585	1:10.778	41.008	234.3	24:45.237								
9	1	2:37.455	44.316	1:12.076	41.063	230.8	27:22.692								



PROTOTYPE CHALLENGE+FUNYO


SPA RACING FESTIVAL 2023

Race 2

Sector Analysis

■ Personal Best
 ■ Session Best
 ■ Crossing the pit lane

Lap	D	Time	Sector 1	Sector 2	Sector 3	T.Spd	Elapsed	Lap	D	Time	Sector 1	Sector 2	Sector 3	T.Spd	Elapsed	
64		AMGV Sport Racing						FUNYO	5	1	2:33.825	44.502	1:09.318	40.005	230.3	14:20.785
		1.Etienne CHAMPETIER						FUNYO	6	1	2:33.914	43.982	1:09.335	40.597	230.8	16:54.699
1	1	2:45.541	51.398	1:13.091	41.052	232.8	2:45.541	7	1	2:44.860 B	44.349	1:09.964	50.547	231.8	19:39.559	
2	1	2:47.551	44.476	1:13.510	49.565	229.3	5:33.092	8	1	4:58.910	3:08.602	1:10.197	40.111	228.8	24:38.469	
3	1	3:41.973	58.378	1:38.549	1:05.046	163.9	9:15.065	9	1	2:33.415	44.388	1:09.045	39.982	229.8	27:11.884	
4	1	2:37.662	44.712	1:11.673	41.277	232.8	11:52.727	10	1	2:33.561	44.191	1:09.047	40.323	230.8	29:45.445	
5	1	2:36.246	44.843	1:10.536	40.867	232.8	14:28.973	11	1	2:33.673	44.115	1:09.369	40.189	230.8	32:19.118	
6	1	2:44.691 B	44.424	1:10.461	49.806	231.8	17:13.664	12	1	2:33.874	44.028	1:09.701	40.145	230.8	34:52.992	
7	1	4:59.564	3:07.874	1:10.323	41.367	227.8	22:13.228	13	1	2:33.859	43.961	1:09.554	40.344	231.8	37:26.851	
8	1	2:35.092	45.105	1:09.649	40.338	232.3	24:48.320	14	1	2:42.943 B	44.075	1:09.588	49.280	232.3	40:09.794	
9	1	2:34.869	43.800	1:09.985	41.084	233.3	27:23.189	15	1	4:57.472	3:07.427	1:09.981	40.064	229.8	45:07.266	
10	1	2:34.921	43.651	1:10.497	40.773	234.3	29:58.110	16	1	2:32.692	43.984	1:08.825	39.883	230.3	47:39.958	
11	1	2:34.028	44.583	1:09.178	40.267	233.3	32:32.138	17	1	2:33.763	43.868	1:09.479	40.416	230.3	50:13.721	
12	1	2:33.882	43.896	1:09.525	40.461	232.3	35:06.020	18	1	2:33.985	44.106	1:09.885	39.994	229.8	52:47.706	
13	1	2:42.542 B	43.991	1:09.536	49.015	231.8	37:48.562	19	1	2:32.469	43.493	1:09.147	39.829	235.3	55:20.175	
14	1	4:59.160	3:06.188	1:12.080	40.892	229.8	42:47.722	20	1	2:32.560	43.577	1:08.995	39.988	234.8	57:52.735	
15	1	2:34.184	44.375	1:09.779	40.030	231.8	45:21.906	21	1	2:34.119	44.850	1:09.256	40.013	232.8	1:00:26.854	
16	1	2:33.754	44.111	1:09.597	40.046	232.3	47:55.660	22	1	2:33.754	43.440	1:09.081	41.233	235.3	1:03:00.608	
17	1	2:33.698	44.086	1:09.429	40.183	231.3	50:29.358									
18	1	2:33.534	43.632	1:09.512	40.390	232.3	53:02.892									
19	1	2:35.003	44.316	1:10.328	40.359	231.8	55:37.895									
20	1	2:34.177	43.828	1:10.239	40.110	231.8	58:12.072									
21	1	2:33.053	43.750	1:09.202	40.101	232.8	1:00:45.125									
77		HMC Racing						FUNYO								
		1.Alex GAINES						FUNYO								
1	1	2:34.605	47.035	1:08.354	39.216	231.8	2:34.605	1	1	2:40.042	49.517	1:10.730	39.795	231.3	2:40.042	
2	1	2:45.624	42.737	1:14.997	47.890	212.6	5:20.229	2	1	2:44.476	42.601	1:13.173	48.702	234.3	5:24.518	
3	1	3:47.480	59.080	1:42.726	1:05.674	159.3	9:07.709	3	1	3:46.550	1:00.628	1:41.069	1:04.853	143.2	9:11.068	
4	1	2:28.743	42.858	1:06.897	38.988	236.3	11:36.452	4	1	2:31.504	43.314	1:08.504	39.686	236.3	11:42.572	
5	1	2:27.140	42.571	1:05.811	38.758	235.3	14:03.592	5	1	2:31.540	42.981	1:08.498	40.061	238.4	14:14.112	
6	1	2:26.964	42.514	1:05.638	38.812	235.8	16:30.556	6	1	2:33.543	44.170	1:09.198	40.175	213.4	16:47.655	
7	1	2:27.619	42.589	1:05.907	39.123	235.8	18:58.175	7	1	2:40.271 B	42.905	1:08.471	48.895	233.3	19:27.926	
8	1	2:35.694 B	42.461	1:05.856	47.377	237.4	21:33.869	8	1	4:51.962	3:03.427	1:08.719	39.816	230.8	24:19.888	
9	1	4:44.691	3:00.096	1:05.816	38.779	232.3	26:18.560	9	1	2:31.735	42.949	1:09.061	39.725	234.3	26:51.623	
10	1	2:27.086	42.381	1:05.878	38.827	235.8	28:45.646	10	1	2:31.939	43.095	1:08.951	39.893	235.3	29:23.562	
11	1	2:26.540	42.121	1:05.690	38.729	238.9	31:12.186	11	1	2:31.883	43.065	1:09.020	39.798	234.8	31:55.445	
12	1	2:27.028	42.415	1:05.843	38.770	233.3	33:39.214	12	1	2:32.430	43.083	1:09.672	39.675	234.3	34:27.875	
13	1	2:26.696	42.293	1:05.704	38.699	231.8	36:05.910	13	1	2:31.579	43.003	1:09.114	39.462	233.8	36:59.454	
14	1	2:27.189	42.449	1:05.938	38.802	238.4	38:33.099	14	1	2:31.195	42.947	1:08.841	39.407	234.3	39:30.649	
15	1	2:35.171 B	42.314	1:05.996	46.861	237.9	41:08.270	15	1	2:39.269 B	42.997	1:08.474	47.798	234.8	42:09.918	
16	1	4:44.676	2:58.874	1:07.124	38.678	237.4	45:52.946	16	1	4:51.316	3:02.900	1:08.634	39.782	231.8	47:01.234	
17	1	2:28.446	42.254	1:06.493	39.699	237.4	48:21.392	17	1	2:30.838	42.881	1:08.365	39.592	233.3	49:32.072	
18	1	2:26.984	42.246	1:05.710	39.028	236.3	50:48.376	18	1	2:30.107	42.674	1:08.062	39.371	235.3	52:02.179	
19	1	2:26.270	42.128	1:05.395	38.747	237.4	53:14.646	19	1	2:30.426	43.022	1:07.846	39.558	235.8	54:32.605	
20	1	2:40.499 B	42.132	1:06.034	52.333	240.0	55:55.145	20	1	2:31.025	42.681	1:08.902	39.442	237.4	57:03.630	
21	1	2:40.516	54.336	1:07.109	39.071	236.3	58:35.661	21	1	2:30.617	42.924	1:08.304	39.389	237.9	59:34.247	
22	1	2:28.852	42.738	1:06.724	39.390	234.8	1:01:04.513	22	1	2:30.916	42.662	1:08.394	39.860	237.9	1:02:05.163	
23	1	2:27.223	42.390	1:06.022	38.811	235.8	1:03:31.736									
78		Spirit of 78						FUNYO								
		1.Remy BROUARD						FUNYO								
1	1	2:41.641	50.599	1:11.000	40.042	231.3	2:41.641	1	1	2:49.120	53.706	1:13.813	41.601	224.5	2:49.120	
2	1	2:47.468	43.675	1:13.665	50.128	233.3	5:29.109	2	1	2:47.759	46.047	1:16.000	45.712	227.8	5:36.879	
3	1	3:43.836	59.388	1:39.361	1:05.087	161.4	9:12.945	3	1	3:40.412	57.979	1:38.139	1:04.294	142.9	9:17.291	
4	1	2:34.015	44.258	1:09.478	40.279	232.3	11:46.960	4	1	2:40.941	45.822	1:13.365	41.754	227.8	11:58.232	
								5	1	2:42.990	46.634	1:14.396	41.960	203.4	14:41.222	
								6	1	2:42.491	45.877	1:14.456	42.158	227.8	17:23.713	
								7	1	2:52.491 B	45.685	1:12.737	54.069	227.8	20:16.204	
								8	1	5:08.177	3:14.485	1:11.962	41.730	229.8	25:24.381	
								9	1	2:38.916	45.854	1:11.706	41.356	229.8	28:03.297	
								10	1	2:37.447	45.411	1:10.800	41.236	230.8	30:40.744	
								11	1	2:37.432	45.475	1:10.654	41.303	232.8	33:18.176	



PROTOTYPE CHALLENGE+FUNYO


SPA RACING FESTIVAL 2023

Race 2

Sector Analysis

■ Personal Best ■ Session Best B Crossing the pit lane

Lap	D	Time	Sector 1	Sector 2	Sector 3	T.Spd	Elapsed	Lap	D	Time	Sector 1	Sector 2	Sector 3	T.Spd	Elapsed
12	1	2:37.494	45.199	1:10.888	41.407	231.3	35:55.670	20	1	2:34.413	44.694	1:09.265	40.454	229.8	58:06.971
13	1	2:51.630B	45.314	1:11.674	54.642	231.3	38:47.300	21	1	2:35.337	45.114	1:09.513	40.710	231.3	1:00:42.308
14	1	5:02.714	3:09.066	1:11.902	41.746	222.7	43:50.014	22	1	2:34.935	44.543	1:09.509	40.883	230.3	1:03:17.243
15	1	2:37.591	45.990	1:10.537	41.064	229.8	46:27.605	294 Pegasus Racing FUNYO							
16	1	2:36.641	44.995	1:11.234	40.412	220.9	49:04.246	1.Alain MEYER FUNYO							
17	1	2:51.289B	45.293	1:12.104	53.892	216.9	51:55.535	2.Jordan MEYER							
18	1	3:08.504B	59.572	1:11.102	57.830	219.5	55:04.039	1	1	2:51.339	54.035	1:15.354	41.950	216.9	2:51.339
19	1	4:38.085	2:45.067	1:11.559	41.459	196.4	59:42.124	2	1	2:46.647	46.455	1:14.285	45.907	176.2	5:37.986
20	1	2:35.743	44.720	1:10.328	40.695	228.8	1:02:17.867	3	1	3:40.400	57.896	1:37.746	1:04.758	154.3	9:18.386
89 Revolution Race Cars Revolution 500SC REV UK								1.Markus ZUNKER							
								2.Elviz STOJKO							
1	1	3:34.960	1:39.708	1:13.485	41.767	210.5	3:34.960	4	1	2:40.421	45.087	1:13.411	41.923	216.9	11:58.807
2	1	2:45.824	45.404	1:17.595	42.825	197.8	6:20.784	5	1	2:42.909	47.208	1:13.565	42.136	199.6	14:41.716
3	1	3:02.536	44.305	1:19.180	59.051	177.6	9:23.320	6	1	2:48.851B	45.537	1:12.833	50.481	232.3	17:30.567
4	1	2:36.618	43.736	1:12.096	40.786	194.6	11:59.938	7	1	5:08.190	3:13.527	1:12.857	41.806	224.5	22:38.757
5	1	2:37.571	44.145	1:11.758	41.668	212.6	14:37.509	8	1	2:38.538	45.538	1:11.533	41.467	228.8	25:17.295
6	1	2:33.618	42.910	1:10.429	40.279	206.5	17:11.127	9	1	2:41.238	45.865	1:12.029	43.344	226.9	27:58.533
7	1	2:31.021	42.554	1:09.080	39.387	224.1	19:42.148	10	1	2:39.487	45.359	1:12.046	42.082	229.3	30:38.020
8	1	2:32.612	42.626	1:09.822	40.164	200.7	22:14.760	11	1	2:41.252	46.140	1:12.026	43.086	228.8	33:19.272
9	1	2:32.482	42.800	1:09.271	40.411	244.3	24:47.242	12	1	2:47.323B	45.276	1:11.543	50.504	232.3	36:06.595
10	1	2:34.256	42.372	1:11.558	40.326	226.4	27:21.498	13	1	5:01.042	3:07.413	1:12.106	41.523	228.3	41:07.637
11	1	2:38.633B	41.994	1:08.453	48.186	211.8	30:00.131	14	1	2:38.460	45.520	1:11.464	41.476	230.8	43:46.097
12	1	5:11.408	3:21.082	1:10.218	40.108	241.1	35:11.539	15	1	2:38.063	45.537	1:11.495	41.031	229.3	46:24.160
13	1	2:31.472	41.626	1:09.025	40.821	239.5	37:43.011	16	1	2:39.308	45.143	1:12.725	41.440	231.3	49:03.468
14	1	2:31.412	42.483	1:09.251	39.678	257.8	40:14.423	17	1	2:39.102	45.397	1:12.271	41.434	209.3	51:42.570
15	1	2:31.275	41.739	1:09.497	40.039	235.8	42:45.698	18	1	2:38.958	45.183	1:12.213	41.562	231.3	54:21.528
16	1	2:30.384	42.517	1:08.471	39.396	249.4	45:16.082	19	1	2:38.971	44.948	1:12.587	41.436	233.3	57:00.499
17	1	2:32.015	42.467	1:09.199	40.349	216.4	47:48.097	20	1	2:39.632	46.033	1:12.780	40.819	225.0	59:40.131
18	1	2:32.587	42.049	1:10.155	40.383	260.2	50:20.684	21	1	2:36.947	44.989	1:11.076	40.882	231.8	1:02:17.078
19	1	2:32.819	41.808	1:11.300	39.711	237.4	52:53.503	563 Revolution Race Cars Revolution 500SC REV UK							
20	1	2:30.082	41.386	1:08.781	39.915	244.3	55:23.585	1.James BOOTH							
21	1	2:30.201	41.673	1:08.341	40.187	238.9	57:53.786	1	1	3:31.888	1:39.250	1:12.056	40.582	230.8	3:31.888
22	1	2:30.730	41.653	1:09.409	39.668	240.5	1:00:24.516	2	1	2:45.809	43.741	1:20.042	42.026	190.1	6:17.697
23	1	2:37.080	42.334	1:10.117	44.629	242.2	1:03:01.596	3	1	3:04.575	45.955	1:19.084	59.536	173.6	9:22.272
99 Kairos Racing FUNYO								1.David BRAUNSTEIN FUNYO							
1	1	2:46.367	52.937	1:12.127	41.303	220.0	2:46.367	4	1	2:37.012	42.956	1:12.665	41.391	227.4	11:59.284
2	1	2:48.405	45.468	1:15.626	47.311	224.5	5:34.772	5	1	2:34.339	43.000	1:10.811	40.528	256.5	14:33.623
3	1	3:41.270	58.384	1:38.047	1:04.839	150.6	9:16.042	6	1	2:34.720	42.702	1:11.684	40.334	217.3	17:08.343
4	1	2:37.161	45.182	1:10.683	41.296	231.3	11:53.203	7	1	2:33.048	42.281	1:10.610	40.157	248.3	19:41.391
5	1	2:36.005	44.756	1:10.693	40.556	232.8	14:29.208	8	1	2:32.815	41.841	1:10.257	40.717	248.3	22:14.206
6	1	2:36.185	44.837	1:10.141	41.207	233.3	17:05.393	9	1	2:32.570	41.945	1:10.411	40.214	255.9	24:46.776
7	1	2:33.919	44.391	1:09.100	40.428	230.3	19:39.312	10	1	2:41.933B	42.187	1:11.599	48.147	248.8	27:28.709
8	1	2:44.309B	44.605	1:10.198	49.506	231.3	22:23.621	11	1	4:05.323	2:14.080	1:11.164	40.079	235.3	31:34.032
9	1	4:58.612	3:05.682	1:11.601	41.329	224.1	27:22.233	12	1	2:30.945	41.670	1:10.015	39.260	224.5	34:04.977
10	1	2:35.537	44.510	1:09.828	41.199	227.8	29:57.770	13	1	2:33.705	41.806	1:11.678	40.221	257.1	36:38.682
11	1	2:35.465	45.096	1:09.717	40.652	228.3	32:33.235	14	1	2:32.749	42.054	1:10.494	40.201	259.0	39:11.431
12	1	2:34.219	44.309	1:09.647	40.263	231.8	35:07.454	15	1	2:32.693	42.258	1:10.245	40.190	254.7	41:44.124
13	1	2:34.250	44.613	1:09.205	40.432	231.3	37:41.704	16	1	2:32.671	41.948	1:10.722	40.001	254.1	44:16.795
14	1	2:34.637	44.764	1:09.498	40.375	230.8	40:16.341	17	1	2:31.608	41.779	1:10.355	39.474	254.7	46:48.403
15	1	2:40.639B	44.431	1:08.398	47.810	230.3	42:56.980	18	1	2:31.714	41.790	1:10.374	39.550	245.5	49:20.117
16	1	4:53.914	3:05.194	1:08.652	40.068	228.8	47:50.894	19	1	2:31.522	41.565	1:10.209	39.748	254.7	51:51.639
17	1	2:33.356	44.440	1:08.660	40.256	230.3	50:24.250	20	1	2:31.721	41.774	1:10.220	39.727	247.7	54:23.360
18	1	2:34.593	44.400	1:09.570	40.623	229.3	52:58.843	21	1	2:33.480	42.101	1:10.412	40.967	260.2	56:56.840
19	1	2:33.715	44.458	1:08.935	40.322	230.3	55:32.558	22	1	2:34.101	41.933	1:12.055	40.113	247.1	59:30.941
577 Revolution Race Cars Revolution 500SC REV UK								1.Joaquim Gabriel PENTEAL							
1	1	3:26.096	1:36.328	1:10.260	39.508	252.9	3:26.096	23	1	2:31.454	41.749	1:10.423	39.282	246.0	1:02:02.395




PROTOTYPE CHALLENGE+FUNYO SPA RACING FESTIVAL 2023

Race 2

Sector Analysis

■ Personal Best
 ■ Session Best
 ■ Crossing the pit lane

Lap	D	Time	Sector 1	Sector 2	Sector 3	T.Spd	Elapsed	Lap	D	Time	Sector 1	Sector 2	Sector 3	T.Spd	Elapsed
705 Radical Motorsport 1.Robin GREENHALGH 2.Jerome GREENHALGH Radical SR3 RADICAL															
1	1	3:33.614	1:39.420	1:12.163	42.031	220.9	3:33.614	1	1	3:36.900	1:41.945	1:13.427	41.528	222.2	3:36.900
2	1	2:44.957	45.381	1:17.172	42.404	221.8	6:18.571	2	1	2:44.471	45.995	1:15.687	42.789	220.9	6:21.371
3	1	3:04.235	45.670	1:19.409	59.156	177.3	9:22.806	3	1	3:02.384	45.952	1:17.288	59.144	214.3	9:23.755
4	1	2:39.130	45.504	1:11.829	41.797	225.9	12:01.936	4	1	2:38.645	46.404	1:10.832	41.409	225.0	12:02.400
5	1	2:36.367	44.250	1:11.682	40.435	223.6	14:38.303	5	1	2:40.115	45.329	1:13.058	41.728	219.5	14:42.515
6	1	2:33.584	44.572	1:08.563	40.449	223.6	17:11.887	6	1	2:37.330	45.232	1:11.154	40.944	229.8	17:19.845
7	1	2:32.221	44.197	1:07.822	40.202	224.1	19:44.108	7	1	2:36.204	45.013	1:09.504	41.687	223.1	19:56.049
8	1	2:33.944	44.053	1:08.766	41.125	225.0	22:18.052	8	1	2:36.701	45.424	1:09.621	41.656	222.2	22:32.750
9	1	2:33.654	44.050	1:09.516	40.088	225.0	24:51.706	9	1	2:41.933B	45.104	1:09.266	47.563	224.1	25:14.683
10	1	2:32.995	44.022	1:08.856	40.117	224.5	27:24.701	10	1	4:35.611	2:45.490	1:09.333	40.788	222.7	29:50.294
11	1	2:42.792B	43.743	1:09.359	49.690	224.1	30:07.493	11	1	2:32.201	44.781	1:07.329	40.091	224.5	32:22.495
12	1	4:26.510	2:39.583	1:06.501	40.426	221.8	34:34.003	12	1	2:32.140	44.686	1:07.286	40.168	224.5	34:54.635
13	1	2:35.962	43.896	1:12.176	39.890	223.6	37:09.965	13	1	2:33.597	44.483	1:08.738	40.376	226.4	37:28.232
14	1	2:29.742	44.168	1:05.573	40.001	223.6	39:39.707	14	1	2:34.455	44.718	1:09.117	40.620	227.4	40:02.687
15	1	2:29.734	44.281	1:05.541	39.912	223.6	42:09.441	15	1	2:36.090	44.635	1:10.784	40.671	224.1	40:38.777
16	1	2:29.428	43.897	1:05.848	39.683	222.7	44:38.869	16	1	2:34.552	44.930	1:08.871	40.751	224.5	45:13.329
17	1	2:29.295	43.837	1:05.548	39.910	223.6	47:08.164	17	1	2:33.823	44.408	1:08.510	40.905	226.9	47:47.152
18	1	2:29.144	43.675	1:05.936	39.533	224.1	49:37.308	18	1	2:34.459	45.773	1:07.996	40.690	224.1	50:21.611
19	1	2:28.847	43.649	1:05.494	39.704	224.1	52:06.155	19	1	2:33.520	44.402	1:08.689	40.429	226.4	52:55.131
20	1	2:28.913	43.723	1:05.365	39.825	225.5	54:35.068	20	1	2:31.609	43.991	1:07.686	39.932	228.3	55:26.740
21	1	2:29.732	43.693	1:06.258	39.781	225.9	57:04.800	21	1	2:32.123	44.003	1:07.993	40.127	227.4	57:58.863
22	1	2:29.996	43.986	1:06.413	39.597	225.5	59:34.796	22	1	2:31.773	44.266	1:07.167	40.340	225.5	1:00:30.636
23	1	2:29.527	43.541	1:06.140	39.846	227.4	1:02:04.323	23	1	2:33.689	44.275	1:08.958	40.456	225.0	1:03:04.325
710 Radical Motorsport 1.Alain BERG 2.Mitchell VAN DIJK Radical SR3 RADICAL															
1	1	3:38.165	1:41.839	1:14.524	41.802	221.3	3:38.165	1	1	9:20.021	1:40.363	6:35.472	1:04.186	212.6	9:20.021
2	1	2:43.727	46.300	1:14.821	42.606	221.8	6:21.892	2	1	2:43.427	48.199	1:13.283	41.945	207.3	12:03.448
3	1	3:02.687	46.230	1:17.157	59.300	219.5	9:24.579	3	1	2:40.539	45.543	1:11.959	43.037	218.2	14:43.987
4	1	2:40.225	46.544	1:11.895	41.786	225.0	12:04.804								
5	1	2:38.900	45.359	1:11.513	42.028	226.4	14:43.704								
6	1	2:41.327	45.199	1:13.746	42.382	226.9	17:25.031								
711 Domec Racing 1.Nagy KABAZ RXC Spyder RADICAL															
1	1	2:40.557	45.664	1:12.599	42.294	223.6	20:05.588	1	1	3:28.125	1:37.379	1:10.980	39.766	242.7	3:28.125
2	1	3:05.136	47.534	1:17.772	59.830	173.9	9:19.903	2	1	2:47.465	45.767	1:19.650	42.048	179.7	6:15.590
3	1	2:33.283	42.924	1:10.529	39.830	241.1	11:53.186	3	1	3:09.407	47.479	1:19.703	1:02.225	169.8	9:24.997
4	1	2:31.774	42.063	1:10.070	39.641	241.1	14:24.960	4	1	2:35.459	42.542	1:12.026	40.891	213.4	12:00.456
5	1	2:30.019	42.764	1:08.339	38.916	241.6	16:54.979	5	1	2:42.643B	43.129	1:11.767	47.747	232.3	14:43.099
6	1	2:30.361	42.510	1:09.278	38.573	227.8	19:25.340	6	1	8:30.270	6:34.331	1:14.700	41.239	184.0	23:13.369
7	1	2:28.663	41.769	1:08.231	38.663	248.8	21:54.003	7	1	2:35.021	43.185	1:11.624	40.212	215.1	25:48.390
8	1	2:28.741	41.655	1:07.991	39.095	230.8	24:22.744	8	1	2:48.034B	44.507	1:13.387	50.140	216.4	28:36.424
9	1	2:37.665B	42.325	1:07.748	47.592	246.6	27:00.409	9	1	3:53.246	2:02.647	1:10.462	40.137	215.6	32:29.670
10	1	3:55.646	2:07.640	1:08.617	39.389	241.1	30:56.055	10	1	2:32.591	42.199	1:10.203	40.189	214.7	35:02.261
11	1	2:28.123	42.004	1:07.445	38.674	245.5	33:24.178	11	1	2:30.296	41.513	1:09.710	39.073	228.3	37:32.557
12	1	2:29.650	41.611	1:09.177	38.862	245.5	35:53.828	12	1	2:32.764	41.675	1:09.945	41.144	214.7	40:05.321
13	1	2:28.207	41.855	1:07.584	38.768	245.5	38:22.035	13	1	2:32.534	41.571	1:10.959	40.004	246.0	42:37.855
14	1	2:28.139	41.811	1:07.275	39.053	255.3	40:50.174	14	1	2:34.242	41.953	1:12.033	40.256	236.3	45:12.097
15	1	2:28.417	41.351	1:07.603	39.463	264.7	43:18.591	15	1	2:34.210	42.079	1:11.611	40.520	224.1	47:46.307
16	1	2:31.084	42.012	1:09.529	39.543	229.3	45:49.675	16	1	2:33.718	42.301	1:11.039	40.378	242.7	50:20.025
17	1	2:32.754	42.224	1:09.511	41.019	227.8	48:22.429	17	1	2:56.493B	42.088	1:18.200	56.205	222.7	53:16.518
18	1	2:33.004	43.211	1:09.988	39.805	227.4	50:55.433	18	1	3:59.605	1:54.561	1:19.029	46.015	204.2	57:16.123
19	1	2:32.407	43.463	1:09.327	39.617	223.6	53:27.840	19	1	2:52.861	46.381	1:18.814	47.666	212.6	1:00:08.984
20	1	2:33.601	42.928	1:09.662	41.011	251.7	56:01.441	20	1	2:50.655	47.580	1:18.444	44.631	193.5	1:02:59.639
21	1	2:32.529	42.377	1:09.727	40.425	250.6	58:33.970								
22	1	2:39.660	43.977	1:12.593	43.090	236.3	1:01:13.630								



PROTOTYPE CHALLENGE+FUNYO

SPA RACING FESTIVAL 2023

Race 2

Sector Analysis

■ Personal Best
 ■ Session Best
 B Crossing the pit lane

Lap	D	Time	Sector 1	Sector 2	Sector 3	T.Spd	Elapsed	Lap	D	Time	Sector 1	Sector 2	Sector 3	T.Spd	Elapsed
4	1	2:41.276	45.097	1:13.770	42.409	222.2	17:25.263								
5	1	2:38.765	45.614	1:10.975	42.176	219.1	20:04.028								
6	1	2:36.693	46.036	1:08.813	41.844	213.4	22:40.721								
7	1	2:37.077	46.249	1:09.302	41.526	215.1	25:17.798								
8	1	2:46.223 B	45.722	1:11.728	48.773	213.4	28:04.021								
9	1	4:34.531	2:43.609	1:09.227	41.695	213.9	32:38.552								
10	1	2:35.624	45.802	1:08.300	41.522	215.1	35:14.176								
11	1	2:36.757	45.901	1:08.678	42.178	213.9	37:50.933								
12	1	2:36.049	45.841	1:08.405	41.803	213.0	40:26.982								
13	1	2:36.427	45.984	1:08.699	41.744	213.4	43:03.409								
14	1	2:36.176	45.931	1:08.438	41.807	212.6	45:39.585								
15	1	2:36.278	46.039	1:08.496	41.743	212.2	48:15.863								
16	1	2:36.134	46.012	1:08.535	41.587	211.8	50:51.997								
17	1	2:35.623	46.096	1:07.898	41.629	213.0	53:27.620								
18	1	2:36.054	45.907	1:08.662	41.485	215.1	56:03.674								
19	1	2:37.202	45.725	1:09.762	41.715	213.4	58:40.876								
20	1	2:36.881	46.008	1:08.579	42.294	213.0	1:01:17.757								