

SUPERCAR CHALLENGE+BMW M2 CUP


SPA RACING FESTIVAL 2023

Free Practice 1

Sector Analysis

■ Personal Best
 ■ Session Best
 ■ Crossing the pit lane

Lap	D	Time	Sector 1	Sector 2	Sector 3	T.Spd	Elapsed	Lap	D	Time	Sector 1	Sector 2	Sector 3	T.Spd	Elapsed
15	Bas Koeten Racing BMW M2 CS CUP							1	1	9:10.238	6:31.649	1:49.506	49.083	152.1	9:10.238
	1.Jop RAPPANGE M2								2	3:03.488	50.402	1:25.607	47.479	181.2	12:13.726
	2.Dirk WARMERDAM								3	3:03.426	50.397	1:24.928	48.101	181.5	15:17.152
	1	3:39.096	1:21.837	1:27.942	49.317	157.7	3:39.096		4	3:09.818 B	49.210	1:24.956	55.652	201.5	18:26.970
	2	3:01.487	49.721	1:24.727	47.039	197.4	6:40.583		5	4:37.621	2:26.302	1:24.483	46.836	192.5	23:04.591
	3	3:27.017	1:15.668	1:24.870	46.479	82.1	10:07.600		6	3:01.254	49.474	1:24.650	47.130	185.9	26:05.845
	4	2:57.352	48.607	1:22.386	46.359	220.0	13:04.952		7	3:09.103 B	49.902	1:24.559	54.642	180.6	29:14.948
	5	2:57.454	48.036	1:22.928	46.490	204.5	16:02.406								
	6	2:57.748	48.034	1:23.139	46.575	210.1	19:00.154								
	7	2:57.365	48.170	1:22.684	46.511	216.4	21:57.519								
	8	3:05.176 B	49.508	1:23.415	52.253	211.8	25:02.695								
	9	5:26.551	3:17.619	1:22.683	46.249	211.4	30:29.246								
	10	2:58.439	47.544	1:23.718	47.177	215.6	33:27.685								
11	2:58.630	48.332	1:23.765	46.533	201.9	36:26.315									
12	3:07.255	47.900	1:23.375	55.980	213.9	39:33.570									
13	4:12.234 B						43:45.804								
20	Blueberry Racing BMW M2 CS CUP							1	1	4:06.030 B	1:27.482	1:34.068	1:04.480	157.2	4:06.030
	1.Dick VAN ELK M2								2	15:19.390	...	1:24.495	49.300	196.7	19:25.420
	2.Sandra VAN DE SLOOT								3	2:59.617	49.660	1:23.506	46.451	197.4	22:25.037
	1	3:48.643	1:27.255	1:29.676	51.712	170.6	3:48.643		4	2:59.871	49.266	1:23.886	46.719	202.2	25:24.908
	2	3:05.567	52.047	1:25.364	48.156	184.9	6:54.210		5	3:05.560 B	49.269	1:23.735	52.556	206.9	28:30.468
	3	3:26.140	1:14.358	1:24.222	47.560	187.5	10:20.350		6	4:21.255	2:08.731	1:25.117	47.407	222.7	32:51.723
4	3:00.392	49.488	1:23.797	47.107	197.4	13:20.742	7	3:03.795	50.387	1:24.794	48.614	216.0	35:55.518		
5	3:10.348 B	49.810	1:24.780	55.758	193.2	16:31.090	8	3:22.809 B	49.099	1:25.629	1:08.081	216.0	39:18.327		
24	Bas Koeten Racing BMW M2 CS CUP							1	1	4:18.992	1:56.319	1:32.559	50.114	163.4	4:18.992
	1.Senna VAN SOELEN M2								2	3:11.993	52.120	1:26.301	53.572	179.4	7:30.985
	2.Leyton FOURIE								3	3:14.232	1:01.985	1:24.848	47.399	183.4	10:45.217
	1	3:42.748	1:24.545	1:29.599	48.604	165.9	3:42.748		4	3:01.423	49.992	1:24.360	47.071	186.2	13:46.640
	2	3:04.078	50.566	1:25.981	47.531	156.1	6:46.826		5	2:58.652	49.240	1:22.751	46.661	191.5	16:45.292
	3	3:28.587	1:18.055	1:23.983	46.549	173.1	10:15.413		6	3:28.119 B	54.684	1:27.771	1:05.664	158.6	20:13.411
	4	2:58.727	49.217	1:23.140	46.370	184.0	13:14.140								
	5	3:10.719	49.332	1:23.661	57.726	194.2	16:24.859								
	6	2:59.570	49.066	1:22.818	47.686	202.6	19:24.429								
	7	3:10.494 B	48.784	1:22.369	59.341	205.7	22:34.923								
	8	4:19.214	1:59.868	1:31.739	47.607	209.7	26:54.137								
	9	3:02.146	49.409	1:25.536	47.201	179.7	29:56.283								
	10	3:00.221	48.927	1:23.656	47.638	206.9	32:56.504								
11	3:00.399	49.028	1:24.145	47.226	201.9	35:56.903									
12	3:19.927 B	48.864	1:23.399	1:07.664	208.5	39:16.830									
28	Bas Koeten Racing BMW M2 CS CUP							1	1	5:12.008	2:35.624	1:40.482	55.902	127.7	5:12.008
	1.Tomas DE BACKER M2								2	3:32.405	54.288	1:42.821	55.296	169.0	8:44.413
	2.Alexandre VIRON								3	3:18.165	53.104	1:30.425	54.636	162.7	12:02.578
	1	3:45.981	1:19.861	1:33.472	52.648	145.7	3:45.981		4	3:28.832 B	52.707	1:32.279	1:03.846	158.8	15:31.410
	2	3:10.820	53.781	1:28.080	48.959	193.2	6:56.801								
	3	3:29.007	1:15.442	1:25.435	48.130	190.1	10:25.808								
	4	3:01.666	49.588	1:24.509	47.569	197.1	13:27.474								
	5	2:59.847	49.008	1:23.509	47.330	208.1	16:27.321								
	6	3:07.908 B	49.254	1:23.636	55.018	207.3	19:35.229								
	7	5:30.373	3:13.146	1:26.081	51.146	188.2	25:05.602								
	8	3:06.091	51.402	1:26.815	47.874	184.6	28:11.693								
	9	3:03.892	50.226	1:25.601	48.065	198.9	31:15.585								
	10	3:05.269	51.636	1:25.473	48.160	180.0	34:20.854								
11	3:02.711	50.186	1:24.807	47.718	187.5	37:23.565									
12	3:28.184 B	49.975	1:25.627	1:12.582	203.0	40:51.749									
35	De Vreede-De Leeuw BMW M2 CS CUP							1	1	2:46.022	1:34.692	1:24.916	46.414	183.1	3:46.022
	1.Patrick DE VREEDE M2								2	2:51.743	50.416	1:18.170	43.157	232.8	6:37.765
	2.Rogier DE LEEUW								3	3:15.832	1:11.630	1:21.056	43.146	76.4	9:53.597
	1	3:45.981	1:19.861	1:33.472	52.648	145.7	3:45.981		4	2:43.224	44.955	1:15.673	42.596	238.9	12:36.821
	2	3:10.820	53.781	1:28.080	48.959	193.2	6:56.801		5	2:44.955	45.779	1:15.672	43.504	244.9	15:21.776
	3	3:29.007	1:15.442	1:25.435	48.130	190.1	10:25.808		6	2:46.866	45.566	1:16.630	44.670	225.5	18:08.642
4	3:01.666	49.588	1:24.509	47.569	197.1	13:27.474	7	2:44.051	44.452	1:16.341	43.258	247.7	20:52.693		
5	2:59.847	49.008	1:23.509	47.330	208.1	16:27.321									
6	3:07.908 B	49.254	1:23.636	55.018	207.3	19:35.229									
7	5:30.373	3:13.146	1:26.081	51.146	188.2	25:05.602									
8	3:06.091	51.402	1:26.815	47.874	184.6	28:11.693									
9	3:03.892	50.226	1:25.601	48.065	198.9	31:15.585									
10	3:05.269	51.636	1:25.473	48.160	180.0	34:20.854									
11	3:02.711	50.186	1:24.807	47.718	187.5	37:23.565									
12	3:28.184 B	49.975	1:25.627	1:12.582	203.0	40:51.749									
53	Bas Koeten Racing BMW M2 CS CUP							1	1	3:03.795	50.387	1:24.794	48.614	216.0	35:55.518
	1.Sen ROONDENBURG M2								2	3:22.809 B	49.099	1:25.629	1:08.081	216.0	39:18.327
	2.Gianni VAN DE CRAATS														
	1	4:06.030 B	1:27.482	1:34.068	1:04.480	157.2	4:06.030								
	2	15:19.390	...	1:24.495	49.300	196.7	19:25.420								
	3	2:59.617	49.660	1:23.506	46.451	197.4	22:25.037								
	4	2:59.871	49.266	1:23.886	46.719	202.2	25:24.908								
	5	3:05.560 B	49.269	1:23.735	52.556	206.9	28:30.468								
	6	4:21.255	2:08.731	1:25.117	47.407	222.7	32:51.723								
73	Blueberry Racing BMW M2 CS CUP							1	1	3:38.939	1:13.506	1:32.827	52.606	133.5	3:38.939
	1.Berry VAN ELK M2								2	3:06.200	51.426	1:26.628	48.146	196.7	6:45.139
	1	4:18.992	1:56.319	1:32.559	50.114	163.4	4:18.992		3	3:32.771	1:19.805	1:25.779	47.187	184.0	10:17.910
	2	3:11.993	52.120	1:26.301	53.572	179.4	7:30.985		4	3:00.072	49.330	1:23.995	46.747	194.9	13:17.982
	3	3:14.232	1:01.985	1:24.848	47.399	183.4	10:45.217		5	2:59.620	48.609	1:23.856	47.155	191.8	16:17.602
	4	3:01.423	49.992	1:24.360	47.071	186.2	13:46.640		6	3:10.442 B	49.007	1:25.068	56.367	197.4	19:28.044
5	2:58.652	49.240	1:22.751	46.661	191.5	16:45.292	7	7:02.786	4:51.331	1:24.543	46.912	185.2	26:30.830		
6	3:28.119 B	54.684	1:27.771	1:05.664	158.6	20:13.411	8	3:00.359	49.778	1:23.834	46.747	217.3	29:31.189		
7	3:03.795	50.387	1:24.794	48.614	216.0	35:55.518	9	2:58.294	48.274	1:23.213	46.807	216.9	32:29.483		
8	3:22.809 B	49.099	1:25.629	1:08.081	216.0	39:18.327	10	2:58.901	48.758	1:23.573	46.570	216.0	35:28.384		
74	Ferry Monster Autosport BMW M2 CS CUP							1	1	3:38.939	1:13.506	1:32.827	52.606	133.5	3:38.939
	1.Jayden POST M2								2	3:06.200	51.426	1:26.628	48.146	196.7	6:45.139
	1	4:18.992	1:56.319	1:32.559											




SUPERCAR CHALLENGE+BMW M2 CUP SPA RACING FESTIVAL 2023

Free Practice 1

Sector Analysis

■ Personal Best
 ■ Session Best
 ■ Crossing the pit lane

Lap	D	Time	Sector 1	Sector 2	Sector 3	T.Spd	Elapsed	Lap	D	Time	Sector 1	Sector 2	Sector 3	T.Spd	Elapsed
108 JR Motorsport BMW M6 GT3 1.Ted VAN VLIET 2.Willem MEIJER															
8	1	2:50.830	B	44.301	1:16.148	50.381	250.0	23:43.523							
9	1	4:16.915		2:17.687	1:17.144	42.084	243.2	28:00.438							
10	1	2:40.236		43.355	1:15.059	41.822	253.5	30:40.674							
11	1	2:41.699		43.115	1:15.762	42.822	254.7	33:22.373							
12	1	2:43.240		45.149	1:16.306	41.785	206.1	36:05.613							
13	1	2:55.859	B	43.384	1:16.573	55.902	215.6	39:01.472							
222 Technova College Racing Audi RS3 TCR LMS 1.Laurens DE WIT 2.Fabian SCHOONHOVEN															
6	1	4:53.685		2:38.580	1:26.816	48.289	177.6	20:54.827							
7	1	3:06.909	B	50.973	1:21.749	54.187	183.4	24:01.736							
8	1	4:34.392		2:21.792	1:24.350	48.250	186.9	28:36.128							
9	1	2:59.200		50.059	1:22.025	47.116	211.8	31:35.328							
10	1	2:57.742		49.933	1:22.284	45.525	197.8	34:33.070							
11	1	2:57.355		48.954	1:21.730	46.671	198.2	37:30.425							
12	1	3:25.097	B	48.934	1:23.955	1:12.208	201.9	40:55.522							
111 JR Motorsport BMW M6 GT3 1.Max TUBBEN 2.Max WEERING															
1	1	3:46.645		1:40.630	1:19.890	46.125	200.4	3:46.645							
2	1	2:47.612		46.548	1:17.929	43.135	220.0	6:34.257							
3	1	3:05.920		59.519	1:23.204	43.197	73.6	9:40.177							
4	1	2:44.011		44.886	1:16.432	42.693	243.2	12:24.188							
5	1	2:51.794	B	44.754	1:17.934	49.106	241.1	15:15.982							
6	1	3:54.295		1:54.204	1:17.303	42.788	239.5	19:10.277							
7	1	2:42.851		44.128	1:16.292	42.431	250.0	21:53.128							
8	1	2:42.171		43.847	1:16.118	42.206	247.1	24:35.299							
9	1	2:46.058		45.669	1:16.816	43.573	236.8	27:21.357							
10	1	2:59.132		48.814	1:24.305	46.013	213.4	30:20.489							
11	1	2:49.075		48.256	1:17.894	42.925	231.8	33:09.564							
12	1	2:44.313		43.686	1:16.635	43.992	246.6	35:53.877							
13	1	2:54.880	B	45.365	1:16.488	53.027	242.2	38:48.757							
233 JR Motorsport BMW E46 M4 GTR 1.Remco DE BEUS															
1	1	4:56.112		2:22.048	1:38.969	55.095	121.3	4:56.112							
2	1	3:37.768		53.534	1:36.962	1:07.272	189.5	8:33.880							
3	1	3:10.511		52.379	1:28.953	49.179	185.9	11:44.391							
4	1	3:05.593		50.995	1:25.965	48.633	197.8	14:49.984							
5	1	3:03.292		50.317	1:24.954	48.021	202.6	17:53.276							
6	1	3:03.869		50.060	1:25.663	48.146	180.0	20:57.145							
7	1	3:14.068	B	50.617	1:26.825	56.626	185.6	24:11.213							
8	1	4:21.398		2:06.505	1:26.490	48.403	180.9	28:32.611							
9	1	3:03.577		49.958	1:24.650	48.969	199.6	31:36.188							
10	1	3:02.959		50.552	1:24.683	47.724	185.6	34:39.147							
11	1	3:31.198	B	55.070	1:33.415	1:02.713	169.3	38:10.345							
246 JR Motorsport BMW M3 F80 1.Ruud OIJ															
1	1	8:37.445		5:43.196	1:45.408	1:08.841	128.0	8:37.445							
2	1	3:28.231		1:00.881	1:32.363	54.987	137.8	12:05.676							
3	1	3:13.256		52.739	1:29.700	50.817	164.9	15:18.932							
4	1	3:00.742		49.556	1:23.792	47.394	182.1	18:19.674							
5	1	3:00.794		49.662	1:24.012	47.120	186.5	21:20.468							
6	1	2:59.743		49.220	1:23.690	46.833	204.9	24:20.211							
7	1	3:00.334		49.742	1:23.108	47.484	190.5	27:20.545							
8	1	3:01.271		50.537	1:24.407	46.327	183.1	30:21.816							
9	1	2:57.618		48.881	1:21.266	47.471	215.1	33:19.434							
10	1	2:59.629		49.714	1:23.953	45.962	177.6	36:19.063							
11	1	3:13.859	B	48.755	1:21.777	1:03.327	192.9	39:32.922							
201 Febo Racing Team Hyundai i30N TCR 1.Dennis DE BORST 2.Steff DE BORST															
1	1	3:36.120		1:17.203	1:29.852	49.065	115.5	3:36.120							
2	1	2:57.520		49.747	1:21.517	46.256	207.7	6:33.640							
3	1	3:23.512		1:11.781	1:25.455	46.276	79.4	9:57.152							
4	1	2:54.311		48.732	1:19.527	46.052	210.9	12:51.463							
5	1	3:09.679	B	48.786	1:21.173	59.720	193.5	16:01.142							
264 DK Racing by Ferry Monster VW Golf GTI TCR 1.Jonas DE KIMPE															
1	1	4:03.318		1:38.092	1:32.123	53.103	125.7	4:03.318							
2	1	3:21.517	B	55.262	1:27.630	58.625	144.0	7:24.835							
3	1	3:39.152		1:25.326	1:26.057	47.769	147.1	11:03.987							
4	1	3:15.190		53.134	1:31.952	50.104	161.9	14:19.177							
5	1	2:57.636		49.564	1:22.043	46.029	188.5	17:16.813							




SUPERCAR CHALLENGE+BMW M2 CUP SPA RACING FESTIVAL 2023

Free Practice 1

Sector Analysis

■ Personal Best ■ Session Best ■ Crossing the pit lane

Lap	D	Time	Sector 1	Sector 2	Sector 3	T.Spd	Elapsed	Lap	D	Time	Sector 1	Sector 2	Sector 3	T.Spd	Elapsed
6	1	2:56.062	49.109	1:21.189	45.764	210.9	20:12.875	6	1	3:10.057	53.232	1:27.617	49.208	170.3	25:51.360
7	1	2:53.754	48.054	1:19.974	45.726	216.9	23:06.629	7	1	8:19.278 B					34:10.638
8	1	2:53.515	47.574	1:20.354	45.587	210.5	26:00.144	311 DayVtec 1.Andre SEINEN BMW 240i DayVtec SS2							
9	1	3:01.712 B	48.960	1:20.618	52.134	220.9	29:01.856	1	1	3:49.926	1:29.751	1:28.577	51.598	155.2	3:49.926
10	1	6:02.219	3:53.416	1:22.097	46.706	188.2	35:04.075	2	1	3:05.040	52.096	1:24.838	48.106	190.5	6:54.966
11	1	2:54.776	48.136	1:20.728	45.912	223.1	37:58.851	3	1	3:37.036 B	1:13.680	1:25.539	57.817	182.4	10:32.002
12	1	3:46.233 B	48.038	1:38.028	1:20.167	214.7	41:45.084	4	1	4:05.103	1:52.929	1:23.912	48.262	180.9	14:37.105
301 Traxx Racing 1.Chris VOET 2.Bart VAN DE BROECK Renault Alpine SS2								5	1	3:01.429	49.938	1:23.813	47.678	194.6	17:38.534
1	1	5:19.309	2:44.477	1:39.453	55.379	138.5	5:19.309	6	1	3:00.346	48.922	1:23.886	47.538	210.9	20:38.880
2	1	3:35.319	54.544	1:45.470	55.305	172.5	8:54.628	7	1	3:00.950	49.049	1:23.600	48.301	198.2	23:39.830
3	1	3:17.570	53.297	1:31.997	52.276	173.9	12:12.198	8	1	3:03.958	49.507	1:25.837	48.614	169.8	26:43.788
4	1	3:14.430	52.880	1:30.517	51.033	178.5	15:26.628	9	1	3:03.491	51.622	1:24.520	47.349	203.4	29:47.279
5	1	3:09.427	51.453	1:28.904	49.070	184.6	18:36.055	10	1	3:01.661	50.050	1:23.782	47.829	199.6	32:48.940
6	1	3:21.818 B	51.741	1:28.533	1:01.544	186.2	21:57.873	11	1	3:00.628	49.390	1:23.678	47.560	203.8	35:49.568
7	1	6:46.993	3:58.763	1:49.409	58.821	139.7	28:44.866	12	1	3:03.441	50.202	1:23.452	49.787	183.7	38:53.009
8	1	3:25.847	55.598	1:35.508	54.741	155.8	32:10.713	13	1	3:53.022 B	57.914	1:36.968	1:18.140	139.4	42:46.031
9	1	3:24.378	54.776	1:33.696	55.906	168.2	35:35.091	323 Koopman Racing 1.Maik BROERSEN BMW M4 SS2							
10	1	3:39.165 B	54.576	1:32.731	1:11.858	173.6	39:14.256	1	1	4:51.505	2:15.240	1:40.991	55.274	136.9	4:51.505
302 Bas Koeten Racing 1.Bas BARENBRUG Porsche Cayman SS2								2	1	3:43.162	54.290	1:39.303	1:09.569	151.0	8:34.667
1	1	4:13.310	1:44.692	1:34.533	54.085	151.9	4:13.310	3	1	3:17.810	53.984	1:31.504	52.322	154.9	11:52.477
2	1	3:15.434	53.040	1:29.194	53.200	171.4	7:28.744	4	1	3:10.323	51.841	1:28.827	49.655	173.4	15:02.800
3	1	3:21.013	1:01.049	1:29.729	50.235	183.7	10:49.757	5	1	3:07.760	51.588	1:27.335	48.837	181.5	18:10.560
4	1	3:08.649	51.284	1:27.789	49.576	174.8	13:58.406	6	1	3:05.673	49.973	1:27.204	48.496	189.8	21:16.233
5	1	3:19.061 B	51.134	1:29.273	58.654	172.0	17:17.467	7	1	3:15.909 B	49.932	1:26.168	59.809	189.1	24:32.142
6	1	6:15.128	3:57.586	1:28.601	48.941	176.8	23:32.595	8	1	5:08.350	2:54.824	1:25.719	47.807	201.1	29:40.492
7	1	3:06.554	50.556	1:27.514	48.984	182.1	26:39.149	9	1	3:02.321	48.880	1:25.250	48.191	202.2	32:42.813
8	1	3:04.280	50.514	1:25.622	48.144	188.5	29:43.429	10	1	3:09.972	49.515	1:26.060	54.397	201.1	35:52.785
9	1	3:03.819	50.132	1:25.434	48.253	199.6	32:47.248	11	1	3:32.519 B	55.647	1:26.944	1:09.928	172.5	39:25.304
10	1	3:03.472	49.309	1:25.728	48.435	202.6	35:50.720	328 Koopman Racing 1.Jos HARPER BMW M4 SS2							
11	1	3:18.078 B	50.023	1:24.900	1:03.155	185.6	39:08.798	1	1	4:58.675	2:17.713	1:41.453	59.509	157.9	4:58.675
303 Emergo Racing pb FMA 1.Priscilla SPEELMAN VW Golf GTI TCR Int. SS2								2	1	3:46.249	57.865	1:40.514	1:07.870	193.9	8:44.924
1	1	5:08.564	2:39.952	1:36.684	51.928	151.9	5:08.564	3	1	3:22.662	54.801	1:33.996	53.865	177.6	12:07.586
2	1	3:33.593	52.409	1:37.847	1:03.337	175.0	8:42.157	4	1	3:23.012	54.627	1:32.911	55.474	204.2	15:30.598
3	1	3:08.853	52.047	1:27.250	49.556	174.5	11:51.010	5	1	3:15.708	52.296	1:29.624	53.788	211.4	18:46.306
4	1	3:04.204	50.522	1:25.697	47.985	179.4	14:55.214	6	1	3:32.596 B	53.376	1:36.548	1:02.672	187.5	22:18.902
5	1	3:01.348	49.782	1:24.302	47.264	195.3	17:56.562	7	1	4:24.986	1:59.684	1:31.568	53.734	187.8	26:43.888
6	1	3:01.408	48.869	1:24.808	47.731	191.2	20:57.970	8	1	3:19.274	55.416	1:31.503	52.355	197.8	30:03.162
7	1	2:59.327	49.881	1:22.835	46.611	191.5	23:57.297	9	1	3:12.530	52.761	1:29.116	50.653	183.7	33:15.692
8	1	2:58.070	48.733	1:22.533	46.804	208.5	26:55.367	10	1	3:15.498	52.815	1:32.397	50.286	173.6	36:31.190
9	1	3:02.655	49.393	1:25.693	47.569	186.9	29:58.022	11	1	3:39.925 B	51.633	1:29.041	1:19.251	182.7	40:11.115
10	1	2:58.874	48.743	1:22.573	47.558	200.4	32:56.896	401 Spirit Racing Team 1.Rob NIEMAN Renault Clio Evo SP1							
11	1	2:57.745	48.804	1:21.693	47.248	203.8	35:54.641	1	1	4:46.780	2:13.867	1:38.447	54.466	122.3	4:46.780
12	1	3:16.972 B	48.524	1:23.070	1:05.378	193.9	39:11.613	2	1	3:43.056	55.312	1:32.189	1:15.555	179.7	8:29.836
304 Zilhouette Racing 1.Mark WIERINGA 2.Jacob KUIL Zilhouette Plus SS2								3	1	3:17.483	54.889	1:31.119	51.475	175.6	11:47.319
1	1	4:18.475	1:48.405	1:35.901	54.169	144.2	4:18.475	4	1	3:13.406	53.393	1:29.053	50.960	181.8	15:00.725
2	1	3:41.673 B	56.667	1:30.478	1:14.528	147.7	8:00.148	5	1	3:23.114 B	54.257	1:28.917	59.940	170.6	18:23.839
3	1	5:54.453	3:31.213	1:31.124	52.116	143.4	13:54.601	6	1	5:11.643	2:50.945	1:30.247	50.451	178.2	23:35.482
4	1	3:26.765 B	54.281	1:31.614	1:00.870	164.9	17:21.366	7	1	3:12.324	53.110	1:28.490	50.724	180.6	26:47.806
5	1	5:19.937	3:00.017	1:28.196	51.724	170.3	22:41.303	8	1	3:15.042	55.029	1:28.667	51.346	189.8	30:02.848



SUPERCAR CHALLENGE+BMW M2 CUP

SPA RACING FESTIVAL 2023

Free Practice 1

Sector Analysis

■ Personal Best
 ■ Session Best
 B Crossing the pit lane

Lap	D	Time	Sector 1	Sector 2	Sector 3	T.Spd	Elapsed	Lap	D	Time	Sector 1	Sector 2	Sector 3	T.Spd	Elapsed
9	1	3:10.369	52.440	1:27.598	50.331	198.9	33:13.217								
10	1	3:20.116 B	53.200	1:27.853	59.063	190.1	36:33.333								
432		Koopman Racing					BMW M2 40								
		1.Emile DRUMMEN					SP1								
		2.Tom DRUMMEN													
1	1	5:03.876	2:12.027	1:48.808	1:03.041	131.5	5:03.876								
2	1	3:52.522	1:04.468	1:47.236	1:00.818	132.4	8:56.398								
3	1	3:31.916	58.970	1:37.757	55.189	153.8	12:28.314								
4	1	3:29.877	58.342	1:33.702	57.833	149.6	15:58.191								
5	1	3:35.102 B	57.476	1:32.914	1:04.712	167.7	19:33.293								
6	1	7:13.587	4:48.428	1:32.151	53.008	157.7	26:46.880								
7	1	3:19.010	56.728	1:30.783	51.499	149.0	30:05.890								
8	1	3:15.973	53.783	1:30.076	52.114	172.0	33:21.863								
9	1	3:14.734	53.488	1:30.027	51.219	178.5	36:36.597								
10	1	3:35.940 B	53.049	1:27.896	1:14.995	177.3	40:12.537								
461		Zilhouette Racing					Zilhouette								
		1.Mark JOBST					SP1								
1	1	9:15.754	6:25.871	1:53.610	56.273	141.7	9:15.754								
2	1	3:20.650	57.183	1:30.622	52.845	163.4	12:36.404								
3	1	3:19.406	56.208	1:29.569	53.629	173.6	15:55.810								
4	1	3:14.010	55.244	1:27.638	51.128	170.6	19:09.820								
5	1	3:23.990 B	54.857	1:26.184	1:02.949	184.9	22:33.810								
498		Zilhouette Racing					Zilhouette								
		1.Pieter DE JONG					SP1								
		2.Jack HOEKSTRA													
1	1	4:37.868	2:03.386	1:33.371	1:01.111	155.8	4:37.868								
2	1	4:35.633 B	56.423	2:25.595	1:13.615	163.6	9:13.501								
3	1	6:45.864 B	4:01.815	1:35.203	1:08.846	151.5	15:59.365								
4	1	17:31.312	...	1:31.356	52.576	157.2	33:30.677								
5	1	3:13.977	54.306	1:29.063	50.608	169.0	36:44.654								
6	1	3:54.145 B	53.479	1:29.302	1:31.364	186.2	40:38.799								
801		Traxx Racing Team					Renault Clio								
		1.Ignace VAN DEN BROECK					SP2								
1	1	4:35.833	1:57.283	1:42.132	56.418	129.8	4:35.833								
2	1	3:54.194	59.169	1:38.177	1:16.848	154.7	8:30.027								
3	1	3:26.653	57.641	1:35.255	53.757	157.0	11:56.680								
4	1	3:24.001	55.958	1:32.930	55.113	168.0	15:20.681								
5	1	3:21.129	55.621	1:32.572	52.936	168.5	18:41.810								
6	1	3:20.335	55.189	1:32.113	53.033	168.2	22:02.145								
7	1	3:27.161 B	55.268	1:32.033	59.860	170.9	25:29.306								
8	1	4:34.248	2:06.978	1:33.170	54.100	163.6	30:03.554								
9	1	3:20.932	55.343	1:32.316	53.273	175.0	33:24.486								
10	1	3:19.068	55.050	1:31.202	52.816	173.6	36:43.554								
11	1	3:57.043 B	54.714	1:34.159	1:28.170	170.9	40:40.597								