

# SUPERCAR CHALLENGE+BMW M2 CUP

## SPA RACING FESTIVAL 2023

### Race 1

### Sector Analysis

■ Personal Best   
 ■ Session Best   
 ■ Crossing the pit lane

Lap	D	Time	Sector 1	Sector 2	Sector 3	T.Spd	Elapsed
12	1	2:39.888	45.123	1:12.965	41.800	237.9	35:42.097
13	1	2:39.759	44.814	1:12.944	42.001	242.7	38:21.856
14	1	2:40.882	44.968	1:13.666	42.248	231.3	41:02.738
15	1	2:41.703	44.720	1:14.039	42.944	240.0	43:44.441
16	1	2:50.295	45.408	1:20.512	44.375	225.0	46:34.736
17	1	2:45.769	45.858	1:17.386	42.525	193.2	49:20.505
18	1	2:44.058	44.998	1:15.317	43.743	223.6	52:04.563
19	1	2:43.544	45.290	1:15.569	42.685	231.3	54:48.107
20	1	2:42.216	45.024	1:15.230	41.962	207.3	57:30.323
21	1	2:39.816	44.604	1:13.236	41.976	229.8	1:00:10.139
22	1	<b>2:39.677</b>	<b>44.571</b>	<b>1:12.759</b>	42.347	237.9	1:02:49.816

**53** Bas Koeten Racing BMW M2 CS CUP  
 1.Sen ROODENBURG M2  
 2.Gianni VAN DE CRAATS

1	1	2:49.444	46.083	1:12.459	50.902	246.0	2:49.444
2	1	3:33.012	1:07.016	1:29.510	56.486	133.7	6:22.456
3	1	2:40.611	44.601	1:12.784	43.226	242.2	9:03.067
4	1	2:38.785	45.340	<b>1:11.940</b>	41.505	242.2	11:41.852
5	1	2:38.163	<b>43.989</b>	1:12.875	41.299	225.9	14:20.015
6	1	<b>2:37.870</b>	44.633	1:11.977	<b>41.260</b>	245.5	16:57.885
7	1	2:38.417	44.853	1:12.209	41.355	236.3	19:36.302
8	1	2:37.968	44.053	1:12.246	41.669	240.0	22:14.270
9	1	2:46.001 <b>B</b>	44.359	1:13.388	48.254	244.3	25:00.271
10	1	4:31.023	2:35.107	1:13.488	42.428	243.8	29:31.294
11	1	2:42.107	45.087	1:14.917	42.103	249.4	32:13.401
12	1	2:40.348	44.802	1:13.552	41.994	241.1	34:53.749
13	1	2:41.107	45.232	1:13.781	42.094	246.0	37:34.856
14	1	2:41.184	44.993	1:14.222	41.969	243.2	40:16.040
15	1	2:41.816	44.777	1:13.594	43.445	241.6	42:57.856
16	1	2:49.673	44.772	1:19.579	45.322	236.8	45:47.529
17	1	2:49.085	45.890	1:20.383	42.812	229.3	48:36.614
18	1	2:43.760	45.131	1:15.606	43.023	237.9	51:20.374
19	1	2:45.185	44.620	1:17.816	42.749	246.6	54:05.559
20	1	2:42.337	44.535	1:15.438	42.364	248.3	56:47.896
21	1	2:42.521	44.609	1:15.044	42.868	241.6	59:30.417
22	1	2:41.746	44.796	1:13.948	43.002	243.8	1:02:12.163

**73** Blueberry Racing BMW M2 CS CUP  
 1.Berry VAN ELK M2


1	1	2:52.564	47.329	1:13.262	51.973	228.3	2:52.564
2	1	3:31.066	1:06.596	1:28.631	55.839	146.7	6:23.630
3	1	2:40.192	44.827	1:13.424	41.941	225.9	9:03.822
4	1	2:39.495	44.847	1:13.093	41.555	234.3	11:43.317
5	1	2:38.495	44.537	1:12.281	41.677	230.8	14:21.812
6	1	2:39.816	45.745	1:12.380	41.691	214.3	17:01.628
7	1	2:39.800	44.804	1:13.525	<b>41.471</b>	240.0	19:41.428
8	1	<b>2:38.460</b>	<b>44.391</b>	<b>1:11.920</b>	42.149	250.0	22:19.888
9	1	2:40.235	44.589	1:13.868	41.778	232.8	25:00.123
10	1	2:46.441 <b>B</b>	44.630	1:12.149	49.662	244.9	27:46.564
11	1	4:29.286	2:34.482	1:12.665	42.139	240.5	32:15.850
12	1	2:38.801	44.587	1:12.321	41.893	237.9	34:54.651
13	1	2:40.682	44.627	1:13.701	42.354	235.8	37:35.333
14	1	2:39.272	44.502	1:13.101	41.669	237.4	40:14.605
15	1	2:41.403	44.690	1:13.148	43.565	243.8	42:56.008
16	1	2:52.161	45.392	1:19.568	47.201	214.3	45:48.169
17	1	2:49.104	45.985	1:19.914	43.205	210.9	48:37.273
18	1	2:43.559	45.093	1:15.207	43.259	231.3	51:20.832

**103** Koopman Racing BMW Z4 GT3  
 1.Hein KOOPMAN GT

19	1	2:44.060	44.392	1:17.027	42.641	242.2	54:04.892
20	1	2:41.068	44.784	1:14.010	42.274	241.6	56:45.960
21	1	2:40.599	44.602	1:14.028	41.969	241.1	59:26.559
22	1	2:41.718	46.047	1:13.333	42.338	231.3	1:02:08.277
1	1	4:08.015	2:04.360	1:20.987	42.668	133.2	4:08.015
2	1	2:37.378	44.786	1:11.771	40.821	202.6	6:45.393
3	1	2:33.689	43.866	1:09.834	39.989	237.4	9:19.082
4	1	2:32.701	42.192	1:09.501	41.008	238.9	11:51.783
5	1	2:31.671	42.612	1:08.709	40.350	228.3	14:23.454
6	1	2:35.924	43.799	1:10.790	41.335	205.7	16:59.378
7	1	2:34.097	42.561	1:11.648	39.888	217.7	19:33.475
8	1	2:42.453 <b>B</b>	42.350	1:09.562	50.541	226.4	22:15.928
9	1	3:48.808	2:00.762	1:08.752	39.294	240.0	26:04.736
10	1	2:30.800	42.417	1:08.688	39.695	240.5	28:35.536
11	1	2:31.556	42.580	1:09.179	39.179	244.3	31:07.092
12	1	2:30.322	42.260	1:08.769	<b>39.293</b>	243.2	33:37.414
13	1	2:30.609	<b>41.953</b>	1:08.487	40.169	247.7	36:08.023
14	1	<b>2:29.858</b>	42.039	<b>1:08.300</b>	39.519	249.4	38:37.881
15	1	2:31.728	42.431	1:09.575	39.722	243.2	41:09.609
16	1	2:38.473	42.580	1:13.023	42.870	235.3	43:48.082
17	1	2:45.248	43.561	1:19.047	42.640	221.3	46:33.330
18	1	2:37.686	44.255	1:12.534	40.897	206.1	49:11.016
19	1	2:35.578	42.543	1:10.601	42.434	230.8	51:46.594
20	1	2:34.320	42.206	1:10.925	41.189	244.9	54:20.914
21	1	2:33.102	42.530	1:09.869	40.703	234.8	56:54.016
22	1	2:33.934	42.273	1:11.133	40.528	235.8	59:27.950
23	1	2:34.659	43.996	1:09.018	41.645	237.4	1:02:02.609

**105** Koopman Racing BMW M6 GT3  
 1.Mex JANSEN GT  
 2.Jordin POLAND

1	1	3:59.041	2:00.813	1:18.279	39.949	139.5	3:59.041
2	1	2:32.773	43.103	1:09.019	40.651	213.0	6:31.814
3	1	2:26.849	39.452	1:09.254	38.143	259.6	8:58.663
4	1	2:20.895	40.022	1:04.161	36.712	270.0	11:19.558
5	1	<b>2:19.680</b>	39.316	<b>1:03.909</b>	<b>36.455</b>	270.0	13:39.238
6	1	2:21.074	<b>39.268</b>	1:03.927	37.879	271.4	16:00.312
7	1	2:21.838	39.391	1:05.623	36.824	272.7	18:22.150
8	1	2:21.553	39.680	1:05.065	36.808	260.9	20:43.703
9	1	2:21.855	39.336	1:05.399	37.120	272.0	23:05.558
10	1	2:29.851 <b>B</b>	40.788	1:05.797	43.266	267.3	25:35.409
11	1	4:08.361	2:24.060	1:05.487	38.814	266.7	29:43.770
12	1	2:24.682	39.859	1:06.699	38.124	272.7	32:08.452
13	1	2:23.050	39.616	1:06.085	37.349	270.7	34:31.502
14	1	2:22.350	39.782	1:05.337	37.231	271.4	36:53.852
15	1	2:22.783	39.573	1:05.910	37.300	272.0	39:16.635
16	1	2:22.449	39.795	1:05.243	37.411	270.0	41:39.084
17	1	2:24.032	39.588	1:06.248	38.196	272.0	44:03.116
18	1	2:32.590	40.495	1:12.604	39.491	270.0	46:35.706
19	1	2:29.183	41.225	1:09.695	38.263	219.5	49:04.889
20	1	2:26.587	40.134	1:08.188	38.265	261.5	51:31.476
21	1	2:25.748	39.961	1:07.729	38.058	272.0	53:57.224
22	1	2:25.887	40.092	1:07.868	37.927	272.7	56:23.111
23	1	2:24.046	40.179	1:06.209	37.658	268.0	58:47.157
24	1	2:23.940	40.165	1:06.183	37.592	268.7	1:01:11.097



# SUPERCAR CHALLENGE+BMW M2 CUP

## SPA RACING FESTIVAL 2023


### Race 1

### Sector Analysis

Personal Best Session Best Crossing the pit lane

Lap	D	Time	Sector 1	Sector 2	Sector 3	T.Spd	Elapsed	Lap	D	Time	Sector 1	Sector 2	Sector 3	T.Spd	Elapsed
<b>108</b>		<b>JR Motorsport</b>					BMW M6 GT3								
		1.Ted VAN VLIET					GT								
		2.Willem MEIJER													
1	1	4:06.405	2:02.592	1:21.303	42.510	153.4	4:06.405	1	1	4:25.927	2:15.077	1:23.429	47.421	176.5	4:25.927
2	1	2:36.609	44.147	1:11.493	40.969	227.4	6:43.014	2	1	2:48.554	50.091	1:16.847	41.616	173.4	7:14.481
3	1	2:33.306	43.104	1:10.183	40.019	253.5	9:16.320	3	1	2:33.899	44.016	1:10.363	39.520	254.7	9:48.380
4	1	2:34.549	42.767	1:11.085	40.697	254.7	11:50.869	4	1	2:32.759	41.962	1:11.310	<b>39.487</b>	260.2	12:21.139
5	1	2:32.144	42.302	1:09.601	40.241	251.7	14:23.013	5	1	2:32.798	41.648	1:10.424	40.726	257.1	14:53.937
6	1	2:35.183	44.020	1:10.634	40.529	221.3	16:58.196	6	1	2:33.122	42.202	1:10.803	40.117	236.8	17:27.059
7	1	2:34.150	43.293	1:10.677	40.180	225.0	19:32.346	7	1	<b>2:31.600</b>	41.847	<b>1:10.012</b>	39.741	257.8	19:58.659
8	1	2:42.205	43.111	1:09.490	49.604	254.1	22:14.551	8	1	2:33.069	42.349	1:10.603	40.117	257.1	22:31.728
9	1	4:22.394	2:37.591	1:07.053	37.750	261.5	26:36.945	9	1	2:42.674	42.578	1:11.281	48.815	252.9	25:14.402
10	1	2:23.302	40.564	1:05.428	37.310	262.8	29:00.247	10	1	3:53.632	2:03.356	1:10.546	39.730	219.1	29:08.034
11	1	2:21.999	39.747	1:04.774	37.478	265.4	31:22.246	11	1	2:32.596	41.712	1:11.266	39.618	247.1	31:40.630
12	1	2:21.530	<b>39.685</b>	1:04.852	<b>36.993</b>	266.7	33:43.776	12	1	2:33.344	41.866	1:10.502	40.976	255.9	34:13.974
13	1	2:22.554	39.817	1:05.046	37.691	268.7	36:06.330	13	1	2:43.257	43.161	1:10.483	49.613	250.0	36:57.231
14	1	2:21.578	39.741	1:04.717	37.120	268.0	38:27.908	14	1	2:45.912	55.248	1:10.533	40.131	249.4	39:43.143
15	1	2:23.887	39.865	1:06.738	37.284	268.7	40:51.795	15	1	2:36.525	<b>41.623</b>	1:11.704	43.198	228.8	42:19.668
16	1	2:23.369	39.811	1:05.945	37.613	268.0	43:15.164	16	1	2:46.037	44.149	1:16.377	45.511	203.0	45:05.705
17	1	2:30.356	39.872	1:09.752	40.732	266.7	45:45.520	17	1	2:48.128	45.344	1:19.556	43.228	185.6	47:53.833
18	1	2:28.522	40.350	1:10.667	37.505	261.5	48:14.042	18	1	2:38.410	42.809	1:14.415	41.186	237.4	50:32.243
19	1	2:23.144	40.176	1:05.744	37.224	266.0	50:37.186	19	1	2:39.249	42.542	1:13.658	43.049	246.6	53:11.492
20	1	2:24.826	39.935	1:06.754	38.137	258.4	53:02.012	20	1	2:37.673	43.208	1:13.657	40.808	234.8	55:49.165
21	1	2:22.651	39.742	1:05.558	37.351	267.3	55:24.663	21	1	2:35.796	42.321	1:12.808	40.667	248.3	58:24.961
22	1	2:23.642	39.788	1:06.467	37.387	266.7	57:48.305	22	1	2:36.585	42.481	1:13.229	40.875	234.3	1:01:01.546
23	1	2:22.113	39.701	1:05.183	37.229	268.0	1:00:10.418	23	1	2:36.195	42.697	1:12.204	41.294	247.7	1:03:37.741
24	1	<b>2:21.463</b>	39.783	<b>1:04.615</b>	37.065	268.0	1:02:31.881								
<b>174</b>		<b>Ferry Monster Autosport</b>					BMW M6 GT3								
		1.Jayden POST					GT								
		2.Bas SCHOUTEN													
1	1	3:59.918	2:01.488	1:18.293	40.137	140.4	3:59.918	1	1	4:09.396	2:05.001	1:21.171	43.224	126.5	4:09.396
2	1	2:32.441	42.929	1:09.024	40.488	227.8	6:32.359	2	1	2:37.892	46.109	1:10.654	41.129	216.4	6:47.288
3	1	2:28.019	40.458	1:07.882	39.679	266.0	9:00.378	3	1	<b>2:34.080</b>	44.356	1:09.427	<b>40.297</b>	227.8	9:21.368
4	1	2:23.345	40.417	1:05.275	37.653	265.4	11:23.723	4	1	2:34.555	43.920	<b>1:09.392</b>	41.243	238.4	11:55.923
5	1	<b>2:22.984</b>	<b>40.152</b>	1:05.031	37.801	267.3	13:46.707								
6	1	2:23.045	40.471	<b>1:05.021</b>	<b>37.553</b>	266.7	16:09.752								
7	1	2:23.524	40.299	1:05.162	38.063	267.3	18:33.276								
8	1	2:25.196	40.539	1:06.373	38.284	267.3	20:58.472								
9	1	2:29.973	40.620	1:05.264	44.089	264.7	23:28.445								
10	1	4:14.785	2:28.226	1:07.265	39.294	260.2	27:43.230								
11	1	2:27.275	41.014	1:07.706	38.555	264.1	30:10.505								
12	1	2:26.451	40.606	1:07.031	38.814	260.2	32:36.956								
13	1	2:25.935	40.404	1:06.632	38.899	266.0	35:02.891								
14	1	2:26.997	40.638	1:08.182	38.177	266.7	37:29.888								
15	1	2:26.703	41.485	1:06.887	38.331	265.4	39:56.591								
16	1	2:26.237	40.481	1:06.694	39.062	268.0	42:22.828								
17	1	2:32.322	42.161	1:09.658	40.503	228.8	44:55.150								
18	1	2:34.687	41.056	1:13.422	40.209	246.0	47:29.837								
19	1	2:27.184	40.796	1:07.706	38.682	264.1	49:57.021								
20	1	2:26.938	40.782	1:07.184	38.972	262.1	52:23.959								
21	1	2:27.701	40.463	1:08.497	38.741	266.7	54:51.660								
22	1	2:25.627	41.023	1:06.681	37.923	259.0	57:17.287								
23	1	2:25.693	40.362	1:06.957	38.374	268.0	59:42.980								
24	1	2:28.902	40.603	1:08.195	40.104	262.1	1:02:11.882								
<b>201</b>		<b>Febo Racing Team</b>					Hyundai i30N TCR								
		1.Dennis DE BORST					SS1								
		2.Steff DE BORST													
1	1	4:09.396	2:05.001	1:21.171	43.224	126.5	4:09.396	1	1	4:09.396	2:05.001	1:21.171	43.224	126.5	4:09.396
2	1	2:37.892	46.109	1:10.654	41.129	216.4	6:47.288	2	1	2:37.892	46.109	1:10.654	41.129	216.4	6:47.288
3	1	<b>2:34.080</b>	44.356	1:09.427	<b>40.297</b>	227.8	9:21.368	3	1	<b>2:34.080</b>	44.356	1:09.427	<b>40.297</b>	227.8	9:21.368
4	1	2:34.555	43.920	<b>1:09.392</b>	41.243	238.4	11:55.923	4	1	2:34.555	43.920	<b>1:09.392</b>	41.243	238.4	11:55.923
<b>149</b>		<b>Koopman Racing</b>					BMW M6 GT3								
		1.Cees WIJSMAN					GT								






# SUPERCAR CHALLENGE+BMW M2 CUP

## SPA RACING FESTIVAL 2023

### Race 1

### Sector Analysis

Lap	D	Time	Sector 1	Sector 2	Sector 3	T.Spd	Elapsed	Lap	D	Time	Sector 1	Sector 2	Sector 3	T.Spd	Elapsed
5	1	2:34.524	43.972	1:10.042	40.510	237.9	14:30.447	10	1	2:45.547	44.842	1:11.278	49.427	236.8	28:09.815
6	1	2:34.416	44.281	1:09.467	40.668	235.3	17:04.863	11	1	4:22.674	2:27.443	1:13.290	41.941	233.8	32:32.489
7	1	2:34.612	44.223	1:09.606	40.783	236.3	19:39.475	12	1	2:39.429	45.107	1:12.418	41.904	206.1	35:11.918
8	1	2:35.119	44.373	1:10.371	40.375	236.8	22:14.594	13	1	2:38.425	44.837	1:11.567	42.021	234.3	37:50.343
9	1	2:42.500	44.460	1:10.677	47.363	238.9	24:57.094	14	1	2:38.647	45.231	1:11.773	41.643	231.8	40:28.990
10	1	4:05.938	2:14.018	1:11.375	40.545	230.8	29:03.032	15	1	2:40.911	44.819	1:12.296	43.796	231.8	43:09.901
11	1	2:34.583	44.461	1:09.693	40.429	233.8	31:37.615	16	1	2:53.812	46.262	1:20.998	46.552	222.7	46:03.713
12	1	2:35.781	44.127	1:10.406	41.248	234.3	34:13.396	17	1	2:49.840	46.722	1:19.478	43.640	230.3	48:53.553
13	1	2:35.958	44.206	1:10.778	40.974	235.8	36:49.354	18	1	2:45.565	46.737	1:15.041	43.787	228.3	51:39.118
14	1	2:37.596	43.829	1:12.548	41.219	240.5	39:26.950	19	1	2:43.514	45.291	1:14.801	43.422	232.3	54:22.632
15	1	2:35.966	44.258	1:10.450	41.258	236.3	42:02.916	20	1	2:44.010	45.852	1:14.611	43.547	229.3	57:06.642
16	1	2:40.793	44.323	1:12.740	43.730	233.8	44:43.709	21	1	2:42.261	45.412	1:14.188	42.661	231.3	59:48.903
17	1	2:48.104	44.797	1:19.253	44.054	231.8	47:31.813	22	1	2:40.487	45.539	1:12.570	42.378	230.8	1:02:29.390
18	1	2:39.558	44.689	1:13.103	41.766	234.3	50:11.371	<b>246</b> JR Motorsport 1.Ruud OLIJ BMW M3 F80 SS1							
19	1	2:40.735	44.619	1:13.497	42.619	232.8	52:52.106	1	1	4:10.666	2:05.626	1:21.348	43.692	127.8	4:10.666
20	1	2:37.467	44.308	1:12.310	40.849	232.8	55:29.573	2	1	2:37.528	45.542	1:11.367	40.619	220.0	6:48.194
21	1	2:36.070	44.309	1:10.851	40.910	234.3	58:05.643	3	1	2:35.962	44.159	1:11.452	40.351	243.2	9:24.156
22	1	2:35.790	44.145	1:10.417	41.228	239.5	1:00:41.433	4	1	2:34.605	44.545	1:09.824	40.236	242.2	11:58.761
23	1	2:37.591	44.992	1:10.637	41.962	231.8	1:03:19.024	5	1	2:37.402	45.449	1:11.633	40.320	238.4	14:36.163
<b>222</b> Technova College Racing 1.Laurens DE WIT 2.Fabian SCHOONHOVEN Audi RS3 TCR LMS SS1								<b>6</b> 1 2:35.006 44.002 1:10.870 40.134 238.4 17:11.169							
1	1	4:07.336	2:03.733	1:21.040	42.563	133.0	4:07.336	7	1	2:34.430	44.230	1:09.947	40.253	242.7	19:45.599
2	1	2:36.224	44.843	1:10.354	41.027	236.8	6:43.560	8	1	2:34.738	44.040	1:10.143	40.555	244.9	22:20.337
3	1	2:36.551	45.948	1:10.303	40.300	229.3	9:20.111	9	1	2:37.886	44.404	1:12.648	40.834	229.3	24:58.223
4	1	2:33.850	43.632	1:09.421	40.797	243.8	11:53.961	10	1	2:46.970	44.018	1:11.011	51.941	244.9	27:45.193
5	1	2:34.275	43.745	1:10.122	40.408	244.9	14:28.236	11	1	4:18.290	2:26.530	1:10.953	40.807	242.7	32:03.483
6	1	2:34.466	43.866	1:10.263	40.337	242.2	17:02.702	12	1	2:35.115	43.920	1:10.601	40.594	242.2	34:38.598
7	1	2:35.301	44.036	1:10.817	40.448	241.1	19:38.003	13	1	2:34.488	43.530	1:10.680	40.278	246.6	37:13.086
8	1	2:35.518	43.713	1:10.385	41.420	244.3	22:13.521	14	1	2:33.664	43.515	1:09.705	40.444	246.6	39:46.750
9	1	2:34.833	43.861	1:10.278	40.694	244.3	24:48.354	15	1	2:35.294	43.571	1:10.483	41.240	245.5	42:22.044
10	1	2:41.759	44.308	1:10.557	46.894	235.3	27:30.113	16	1	2:44.096	44.378	1:14.283	45.435	242.2	45:06.140
11	1	4:11.459	2:19.706	1:10.659	41.094	240.5	31:41.572	17	1	2:48.381	45.702	1:19.364	43.315	185.9	47:54.521
12	1	2:35.426	44.385	1:10.418	40.623	242.7	34:16.998	18	1	2:39.660	44.815	1:12.998	41.847	233.8	50:34.181
13	1	2:35.170	44.136	1:10.311	40.723	241.6	36:52.168	19	1	2:39.981	43.958	1:13.611	42.412	237.4	53:14.162
14	1	2:36.493	43.927	1:11.440	41.126	240.0	39:28.661	20	1	2:39.527	44.202	1:13.587	41.738	243.2	55:53.689
15	1	2:36.423	44.461	1:10.746	41.216	240.0	42:05.084	21	1	2:38.561	44.389	1:12.682	41.490	239.5	58:32.250
16	1	2:46.233	44.723	1:17.632	43.878	238.9	44:51.317	22	1	2:38.371	44.079	1:12.104	42.188	242.2	1:01:10.621
17	1	2:45.556	44.717	1:18.338	42.501	217.3	47:36.873	23	1	2:40.971	45.279	1:13.290	42.402	239.5	1:03:51.592
18	1	2:40.695	44.896	1:14.246	41.553	228.8	50:17.568	<b>301</b> Traxx Racing 1.Chris VOET 2.Bart VAN DE BROECK Renault Alpine SS2							
19	1	2:39.649	44.869	1:12.636	42.144	234.3	52:57.217	1	1	4:21.369	2:09.965	1:25.146	46.258	150.2	4:21.369
20	1	2:37.880	44.750	1:11.934	41.196	240.0	55:35.097	2	1	2:50.387	48.745	1:17.389	44.253	216.4	7:11.756
21	1	2:36.136	44.714	1:10.665	40.757	241.1	58:11.233	3	1	2:49.446	47.818	1:16.442	45.186	221.3	10:01.202
22	1	2:36.967	44.634	1:11.006	41.327	239.5	1:00:48.200	4	1	2:52.429	47.655	1:19.455	45.319	223.1	12:53.631
23	1	2:35.906	44.370	1:10.545	40.991	241.1	1:03:24.106	5	1	2:50.502	47.908	1:17.508	45.086	220.4	15:44.133
<b>233</b> JR Motorsport 1.Remco DE BEUS BMW E46 M3 GTR SS1								<b>6</b> 1 2:48.419 47.448 1:16.907 44.064 222.2 18:32.552							
1	1	4:15.551	2:08.006	1:22.134	45.411	146.5	4:15.551	7	1	2:48.726	47.541	1:16.809	44.376	206.1	21:21.278
2	1	2:43.428	46.372	1:13.910	43.146	218.2	6:58.979	8	1	2:48.305	47.365	1:17.029	43.911	218.2	24:09.583
3	1	2:38.907	45.770	1:11.538	41.599	235.3	9:37.886	9	1	2:47.863	47.105	1:16.462	44.296	224.5	26:57.446
4	1	2:37.977	45.290	1:11.562	41.125	234.3	12:15.863	10	1	2:48.654	46.847	1:16.924	44.883	229.3	29:46.100
5	1	2:37.520	45.066	1:10.912	41.542	231.3	14:53.383	11	1	3:00.936	47.836	1:18.285	54.815	216.4	32:47.036
6	1	2:37.887	45.202	1:11.192	41.493	234.3	17:31.270	12	1	3:59.587	1:57.952	1:17.711	43.924	222.7	36:46.623
7	1	2:37.944	44.631	1:11.388	41.925	235.8	20:09.214	13	1	2:47.424	46.229	1:17.532	43.663	229.8	39:34.047
8	1	2:37.002	44.810	1:10.970	41.222	235.8	22:46.216	14	1	2:46.226	46.430	1:15.313	44.483	235.3	42:20.273
9	1	2:38.052	45.022	1:11.142	41.888	236.3	25:24.268	15	1	2:51.251	46.219	1:18.677	46.355	211.8	45:11.524




# SUPERCAR CHALLENGE+BMW M2 CUP SPA RACING FESTIVAL 2023 Race 1

## Sector Analysis

Personal Best Session Best Crossing the pit lane

Lap	D	Time	Sector 1	Sector 2	Sector 3	T.Spd	Elapsed	Lap	D	Time	Sector 1	Sector 2	Sector 3	T.Spd	Elapsed
16	1	2:57.295	46.852	1:23.877	46.566	214.7	48:08.819	<b>310</b> Zilhoutte Racing 1.Mark WIERINGA 2.Jacob KUIJL Zilhoutte Plus SS2							
17	1	2:50.096	46.709	1:18.286	45.101	219.1	50:58.915	1	1	4:25.366	2:13.734	1:23.984	47.648	148.1	4:25.366
18	1	2:48.834	45.646	1:18.881	44.307	226.4	53:47.749	2	1	2:52.051	50.171	1:16.924	44.956	180.9	7:17.417
19	1	2:46.899	45.525	1:17.239	44.135	234.3	56:34.648	3	1	2:47.755	48.298	1:15.336	44.121	211.4	10:05.172
20	1	2:45.845	45.561	1:16.900	43.384	233.3	59:20.493	4	1	2:48.036	48.119	1:15.459	44.458	203.8	12:53.208
21	1	2:46.449	45.821	1:16.798	43.830	235.8	1:02:06.942	5	1	2:51.651	48.874	1:17.175	45.602	203.0	15:44.859
<b>305</b> Bas Koeten Racing 1.Bas BARENBRUG Porsche Cayman SS2								6	1	2:49.836	48.762	1:16.004	45.070	208.1	18:34.695
1	1	4:14.446	2:07.756	1:22.049	44.641	142.5	4:14.446	7	1	2:47.012	48.150	1:14.547	44.315	201.1	21:21.707
2	1	2:44.323	46.979	1:14.162	43.182	229.8	6:58.769	8	1	2:48.801	47.360	1:16.801	44.640	200.4	24:10.508
3	1	2:41.100	46.498	1:12.377	42.225	234.3	9:39.869	9	1	2:47.543	47.259	1:15.596	44.688	209.7	26:58.051
4	1	2:40.899	45.617	1:12.926	42.356	233.8	12:20.768	10	1	2:48.360	47.529	1:15.927	44.904	208.9	29:46.411
5	1	2:40.445	45.840	1:12.496	42.109	229.3	15:01.213	11	1	2:52.109	47.854	1:18.167	46.088	201.5	32:38.520
6	1	2:40.574	45.556	1:12.558	42.460	236.3	17:41.787	12	1	2:48.677	49.776	1:14.760	44.141	199.3	35:27.197
7	1	2:40.209	45.441	1:12.392	42.376	238.4	20:21.996	13	1	2:55.877	47.559	1:15.157	53.161	208.5	38:23.074
8	1	2:40.875	45.567	1:12.856	42.452	234.3	23:02.871	14	1	4:00.071	1:58.846	1:15.568	45.657	196.4	42:23.145
9	1	2:41.349	46.063	1:12.890	42.396	238.9	25:44.220	15	1	2:52.057	48.254	1:17.564	46.239	201.9	45:15.202
10	1	2:41.152	45.687	1:12.950	42.515	236.3	28:25.372	16	1	2:56.156	48.744	1:22.343	45.069	203.4	48:11.358
11	1	2:41.278	45.630	1:12.914	42.734	235.8	31:06.650	17	1	2:48.416	47.766	1:16.022	44.628	197.8	50:59.774
12	1	2:51.800	47.595	1:14.800	49.405	193.5	33:58.450	18	1	2:50.922	48.679	1:17.097	45.146	204.2	53:50.696
13	1	4:21.520	2:24.120	1:14.396	43.004	217.7	38:19.970	19	1	2:49.028	47.653	1:16.671	44.704	195.3	56:39.724
14	1	2:42.184	45.931	1:13.919	42.334	235.3	41:02.154	20	1	2:49.204	48.421	1:15.972	44.811	180.6	59:28.928
15	1	2:43.766	45.363	1:14.573	43.830	228.8	43:45.920	21	1	2:48.699	47.651	1:16.019	45.029	200.0	1:02:17.627
16	1	2:51.025	45.882	1:20.978	44.165	215.1	46:36.945	<b>311</b> DayVtec 1.Andre SEINEN BMW 240i DayVtec SS2							
17	1	2:44.893	45.699	1:16.482	42.712	224.1	49:21.838	1	1	4:17.403	2:08.982	1:23.166	45.255	151.0	4:17.403
18	1	2:44.296	45.498	1:15.294	43.504	239.5	52:06.134	2	1	2:47.186	46.775	1:15.453	44.958	231.3	7:04.589
19	1	2:45.191	46.170	1:15.697	43.324	238.4	54:51.325	3	1	2:40.843	46.361	1:12.363	42.119	231.8	9:45.432
20	1	2:43.625	46.270	1:14.564	42.791	227.4	57:34.950	4	1	2:42.511	46.051	1:13.574	42.886	233.8	12:27.943
21	1	2:42.704	45.761	1:14.529	42.414	238.9	1:00:17.654	5	1	2:40.778	45.638	1:12.765	42.375	234.8	15:08.721
22	1	2:42.034	45.519	1:13.842	42.673	238.4	1:02:59.688	6	1	2:42.221	45.782	1:13.718	42.721	232.8	17:50.942
<b>307</b> Emergo Racing pb FMA 1.Priscilla SPEELMAN VW Golf GTI TCR Int. SS2								7	1	2:42.731	46.088	1:13.766	42.877	233.8	20:33.673
1	1	4:13.699	2:07.050	1:22.147	44.502	143.2	4:13.699	8	1	2:41.200	45.847	1:13.263	42.090	233.8	23:14.873
2	1	2:44.291	46.879	1:14.662	42.750	231.3	6:57.990	9	1	2:41.145	45.334	1:13.539	42.272	233.8	25:56.018
3	1	2:38.316	45.258	1:11.364	41.694	234.8	9:36.306	10	1	2:43.180	45.927	1:14.811	42.442	233.3	28:39.198
4	1	2:37.483	45.159	1:11.149	41.175	232.3	12:13.789	11	1	2:43.374	45.835	1:14.766	42.773	233.8	31:22.572
5	1	2:36.481	45.018	1:10.455	41.008	230.8	14:50.270	12	1	2:42.781	45.868	1:14.535	42.378	230.8	34:05.353
6	1	2:38.191	45.189	1:11.039	41.963	231.8	17:28.461	13	1	2:49.574	45.573	1:14.621	49.380	236.3	36:54.927
7	1	2:38.243	45.153	1:11.592	41.498	233.8	20:06.704	14	1	4:09.285	2:12.837	1:14.063	42.385	226.4	41:04.212
8	1	2:37.723	45.279	1:10.907	41.537	231.3	22:44.427	15	1	2:43.639	45.612	1:14.179	43.848	236.3	43:47.851
9	1	2:37.141	45.186	1:10.646	41.309	230.3	25:21.568	16	1	2:49.915	46.156	1:19.143	44.616	237.4	46:37.766
10	1	2:37.371	45.193	1:10.650	41.528	231.3	27:58.939	17	1	2:44.847	45.887	1:16.100	42.860	237.4	49:22.613
11	1	2:37.565	45.095	1:11.179	41.291	230.3	30:36.504	18	1	2:44.495	45.772	1:15.635	43.088	226.4	52:07.108
12	1	2:38.598	45.234	1:11.517	41.847	232.8	33:15.102	19	1	2:44.419	45.837	1:15.392	43.190	232.8	54:51.527
13	1	2:46.058	44.973	1:11.369	49.716	232.8	36:01.160	20	1	2:44.201	46.200	1:14.963	43.038	229.8	57:35.728
14	1	4:40.644	2:46.619	1:12.071	41.954	231.3	40:41.804	21	1	2:42.918	46.645	1:13.412	42.861	232.8	1:00:18.646
15	1	2:43.322	44.631	1:13.230	45.461	230.3	43:25.126	22	1	2:41.291	45.921	1:13.152	42.218	235.3	1:02:59.937
16	1	2:55.417	46.440	1:22.843	46.134	200.4	46:20.543	<b>323</b> Koopman Racing 1.Maik BROERSEN BMW M4 SS2							
17	1	2:49.451	46.335	1:20.560	42.556	206.1	49:09.994	1	1	4:12.973	2:06.655	1:22.023	44.295	139.7	4:12.973
18	1	2:43.403	45.206	1:14.905	43.292	221.8	51:53.397	2	1	2:44.692	46.931	1:14.892	42.869	235.8	6:57.665
19	1	2:46.051	45.258	1:17.522	43.271	218.6	54:39.448	3	1	2:41.360	45.014	1:14.494	41.852	241.1	9:39.025
20	1	2:40.847	45.361	1:13.666	41.820	227.4	57:20.295	4	1	2:39.463	44.714	1:13.237	41.512	220.0	12:18.488
21	1	2:38.692	45.153	1:12.067	41.472	226.9	59:58.987	5	1	2:39.070	44.362	1:13.002	41.706	219.1	14:57.558
22	1	2:38.762	45.134	1:12.010	41.618	231.8	1:02:37.749								



# SUPERCAR CHALLENGE+BMW M2 CUP


## SPA RACING FESTIVAL 2023

### Race 1

### Sector Analysis

■ Personal Best    
 ■ Session Best    
 ■ Crossing the pit lane

Lap	D	Time	Sector 1	Sector 2	Sector 3	T.Spd	Elapsed	Lap	D	Time	Sector 1	Sector 2	Sector 3	T.Spd	Elapsed
6	1	<span style="color: green;">2:37.690</span>	43.876	1:12.444	<span style="color: green;">41.370</span>	247.1	17:35.248	14	1	4:34.190	2:32.159	1:16.475	45.556	209.7	42:58.690
7	1	2:38.522	44.057	1:12.886	41.579	248.8	20:13.770	15	1	2:55.602	<span style="color: green;">47.992</span>	1:20.309	47.301	213.4	45:54.292
8	1	2:48.978	43.804	1:12.406	52.768	247.7	23:02.748	16	1	2:58.966	50.145	1:21.886	46.935	201.9	48:53.258
9	1	2:38.785	44.432	1:12.328	42.025	241.6	25:41.533	17	1	2:56.104	50.392	1:18.546	47.166	215.1	51:49.362
10	1	2:38.184	44.048	<span style="color: green;">1:12.177</span>	41.959	247.1	28:19.717	18	1	2:52.899	48.389	1:18.311	46.199	216.0	54:42.261
11	1	2:46.434 <span style="color: blue;">B</span>	44.143	1:13.275	49.016	241.1	31:06.151	19	1	2:51.651	48.528	1:17.971	45.152	213.9	57:33.912
12	1	4:40.554	2:45.314	1:13.032	42.208	243.8	35:46.705	20	1	2:50.490	49.191	1:16.015	45.284	214.7	1:00:24.402
13	1	2:39.618	44.098	1:13.296	42.224	244.3	38:26.323	21	1	2:52.574	48.830	1:17.833	45.911	206.5	1:03:16.976
14	1	2:40.003	44.226	1:13.624	42.153	243.8	41:06.326	<b>432</b> Koopman Racing BMW M2 40 1.Emile DRUMMEN SP1 2.Tom DRUMMEN							
15	1	2:43.665	<span style="color: green;">43.753</span>	1:15.958	43.954	229.3	43:49.991	1	1	4:23.099	2:12.706	1:23.423	46.970	153.8	4:23.099
16	1	2:50.160	45.610	1:21.283	43.267	241.1	46:40.151	2	1	2:50.623	49.295	1:16.131	45.197	200.7	7:13.722
17	1	2:43.106	43.923	1:16.590	42.593	230.8	49:23.257	3	1	2:47.133	48.634	1:14.602	43.897	223.6	10:00.855
18	1	2:43.254	44.315	1:15.650	43.289	230.8	52:06.511	4	1	2:46.240	48.046	1:14.812	43.382	216.9	12:47.095
19	1	2:42.391	44.010	1:15.317	43.064	237.9	54:48.902	5	1	<span style="color: green;">2:44.904</span>	47.211	1:14.504	<span style="color: green;">43.189</span>	222.7	15:31.999
20	1	2:40.382	43.972	1:14.373	42.037	229.3	57:29.284	6	1	2:44.927	47.210	<span style="color: green;">1:14.379</span>	43.338	221.3	18:16.926
21	1	2:39.792	44.081	1:13.742	41.969	240.0	1:00:09.076	7	1	2:46.089	<span style="color: green;">47.013</span>	1:15.421	43.655	225.9	21:03.015
22	1	2:39.624	43.990	1:13.369	42.265	243.2	1:02:48.700	8	1	2:46.604	47.346	1:15.516	43.742	217.7	23:49.619
<b>328</b> Koopman Racing BMW M4 1.Jos HARPER SS2								<b>432</b> Koopman Racing BMW M2 40 1.Emile DRUMMEN SP1 2.Tom DRUMMEN							
1	1	4:29.597	2:17.886	1:23.845	47.866	182.4	4:29.597	9	1	2:47.363	47.411	1:15.337	44.615	224.1	26:36.982
2	1	2:52.705	48.128	1:19.756	44.821	196.0	7:22.302	10	1	2:47.443	47.371	1:15.909	44.163	220.0	29:24.425
3	1	2:47.938	46.571	1:17.176	44.191	230.3	10:10.240	11	1	2:47.775	47.344	1:15.868	44.563	212.2	32:12.200
4	1	2:45.540	46.163	1:16.170	43.207	237.4	12:55.780	12	1	2:57.061 <span style="color: blue;">B</span>	48.090	1:17.392	51.579	216.9	35:09.261
5	1	2:49.689	46.524	1:17.783	45.382	216.4	15:45.469	13	1	4:25.352 <span style="color: blue;">B</span>	2:09.585	1:21.803	53.964	218.6	39:34.613
6	1	2:47.606	46.701	1:17.058	43.847	235.3	18:33.075	14	1	3:06.904	1:00.015	1:19.248	47.641	219.1	42:41.517
7	1	2:44.801	46.575	<span style="color: green;">1:15.132</span>	43.094	241.1	21:17.876	15	1	3:12.209	51.138	1:27.885	53.186	185.6	45:53.726
8	1	<span style="color: green;">2:44.190</span>	45.954	1:15.257	42.979	236.3	24:02.066	16	1	3:07.999	50.788	1:28.593	48.618	179.7	49:01.725
9	1	2:44.754	45.887	1:15.208	43.659	241.1	26:46.820	17	1	3:03.162	49.985	1:22.908	50.269	208.5	52:04.887
10	1	2:47.384	48.296	1:15.817	43.271	232.3	29:34.204	18	1	3:00.277	50.841	1:22.260	47.176	212.6	55:05.164
11	1	2:55.098 <span style="color: blue;">B</span>	47.159	1:16.715	51.224	224.1	32:29.302	19	1	2:58.888	49.515	1:20.925	48.448	209.7	58:04.052
12	1	4:05.136	2:05.705	1:16.131	43.300	235.3	36:34.438	20	1	2:56.784	49.664	1:20.661	46.459	216.0	1:01:00.836
13	1	2:46.417	45.698	1:17.530	43.189	237.4	39:20.855	21	1	2:54.508	49.195	1:18.831	46.482	213.0	1:03:55.344
14	1	2:47.669	45.603	1:18.297	43.769	241.1	42:08.524	<b>461</b> Raek Racing Zilhouette 1.Mark JOBST SP1							
15	1	2:50.662	46.163	1:18.776	45.723	234.8	44:59.186	1	1	4:22.054	2:12.138	1:23.434	46.482	159.8	4:22.054
16	1	2:57.885	46.145	1:24.473	47.267	221.8	47:57.071	2	1	2:52.374	49.490	1:16.250	46.634	212.6	7:14.428
17	1	2:51.874	46.205	1:20.253	45.416	237.9	50:48.945	3	1	2:47.537	49.111	1:13.982	44.444	213.0	10:01.965
18	1	2:52.696	46.527	1:20.795	45.374	237.9	53:41.641	4	1	2:46.663	48.780	1:14.027	<span style="color: green;">43.856</span>	212.6	12:48.628
19	1	2:49.700	46.657	1:19.724	43.319	233.8	56:31.341	5	1	2:46.449	48.500	<span style="color: green;">1:13.713</span>	44.236	210.9	15:35.077
20	1	2:45.620	<span style="color: green;">45.295</span>	1:17.406	<span style="color: green;">42.919</span>	243.2	59:16.961	6	1	<span style="color: green;">2:46.259</span>	<span style="color: green;">48.467</span>	1:13.746	44.046	210.1	18:21.336
21	1	2:47.273	46.204	1:16.967	44.102	235.8	1:02:04.234	7	1	2:47.548	48.540	1:14.829	44.179	210.9	21:08.884
<b>401</b> Spirit Racing Team Renault Clio Evo 1.Rob NIEMAN SP1								8	1	2:46.858	48.544	1:13.924	44.390	210.9	23:55.742
1	1	4:27.795	2:17.104	1:23.018	47.673	180.6	4:27.795	9	1	2:46.826	48.603	1:13.796	44.427	208.5	26:42.568
2	1	2:51.703	49.365	1:17.352	44.986	194.2	7:19.498	10	1	2:46.996	48.642	1:13.958	44.396	208.9	29:29.564
3	1	2:48.645	48.717	1:15.106	44.822	207.3	10:08.143	11	1	2:47.293	48.549	1:13.987	44.757	217.3	32:16.857
4	1	2:49.566	48.510	1:16.398	44.658	206.9	12:57.709	12	1	2:58.280 <span style="color: blue;">B</span>	48.976	1:14.902	54.402	210.1	35:15.137
5	1	2:48.566	48.403	1:15.470	44.693	216.0	15:46.275	13	1	4:16.999	2:16.378	1:15.671	44.950	206.5	39:32.136
6	1	2:49.113	48.575	1:15.350	45.188	213.4	18:35.388	14	1	2:49.324	48.887	1:15.064	45.373	210.9	42:21.460
7	1	2:48.592	48.783	1:15.363	44.446	217.3	21:23.980	15	1	2:53.167	49.345	1:16.510	47.312	208.9	45:14.627
8	1	<span style="color: green;">2:47.585</span>	48.393	1:14.928	<span style="color: green;">44.264</span>	216.4	24:11.565	16	1	2:57.854	49.568	1:22.975	45.311	188.8	48:12.481
9	1	2:47.734	48.646	1:14.816	44.272	217.7	26:59.299	17	1	2:49.275	49.170	1:15.466	44.639	210.5	51:01.756
10	1	2:48.076	48.486	<span style="color: green;">1:14.795</span>	44.795	217.7	29:47.375	18	1	2:50.169	49.042	1:16.027	45.100	214.7	53:51.925
11	1	2:51.606	48.540	1:16.950	46.116	215.1	32:38.981	19	1	2:48.154	48.537	1:15.025	44.592	213.0	56:40.079
12	1	2:49.646	49.695	1:15.478	44.473	201.9	35:28.627	20	1	2:51.088	49.251	1:16.325	45.512	210.1	59:31.167
13	1	2:55.873 <span style="color: blue;">B</span>	48.323	1:15.447	52.103	216.4	38:24.500	21	1	2:48.190	48.802	1:14.687	44.701	207.7	1:02:19.357



# SUPERCAR CHALLENGE+BMW M2 CUP

## SPA RACING FESTIVAL 2023

### Race 1

### Sector Analysis

■ Personal Best    
 ■ Session Best    
 B Crossing the pit lane

Lap	D	Time	Sector 1	Sector 2	Sector 3	T.Spd	Elapsed	Lap	D	Time	Sector 1	Sector 2	Sector 3	T.Spd	Elapsed
<b>498</b>	<b>Zilhouette Racing</b> 1.Pieter DE JONG 2.Jack HOEKSTRA							Zilhouette SP1							
1	1	4:33.937	B 2:16.334	1:23.030	54.573	179.7	4:33.937								
2	1	5:01.863	2:56.896	1:20.011	44.956	192.5	9:35.800								
3	1	2:52.812	49.566	1:18.131	45.115	197.4	12:28.612								
4	1	2:51.307	48.697	1:17.883	44.727	199.6	15:19.919								
5	1	2:52.126	49.340	1:17.978	44.808	197.4	18:12.045								
6	1	2:53.348	49.056	1:18.774	45.518	204.9	21:05.393								
7	1	2:51.282	48.618	1:16.930	45.734	200.4	23:56.675								
8	1	2:49.535	48.564	1:16.599	44.372	208.9	26:46.210								
9	1	2:50.955	49.473	1:16.463	45.019	181.8	29:37.165								
10	1	2:55.359	B 47.872	1:16.945	50.542	207.3	32:32.524								
11	1	4:50.216	2:50.205	1:15.073	44.938	206.1	37:22.740								
12	1	2:45.999	47.461	1:13.992	44.546	214.7	40:08.739								
13	1	2:48.348	48.114	1:14.444	45.790	207.7	42:57.087								
14	1	2:52.199	48.271	1:17.637	46.291	209.7	45:49.286								
15	1	2:50.685	47.944	1:18.238	44.503	206.9	48:39.971								
16	1	2:46.593	47.810	1:14.447	44.336	211.8	51:26.564								
17	1	2:46.908	47.873	1:14.325	44.710	211.4	54:13.472								
18	1	2:47.755	48.498	1:14.087	45.170	209.3	57:01.227								
19	1	2:46.339	48.874	1:13.588	43.877	207.7	59:47.566								
20	1	2:44.623	47.765	1:13.359	43.499	215.6	1:02:32.189								
<b>801</b>	<b>Traxx Racing Team</b> 1.Ignace VAN DEN BROECK 2.Leon ISERBYT							Renault Clio SP2							
1	1	4:30.760	2:19.447	1:23.493	47.820	168.5	4:30.760								
2	1	2:56.230	50.593	1:19.256	46.381	201.9	7:26.990								
3	1	2:52.121	49.750	1:16.815	45.556	200.0	10:19.111								
4	1	2:52.029	49.774	1:16.601	45.654	201.9	13:11.140								
5	1	2:51.971	49.517	1:16.778	45.676	203.0	16:03.111								
6	1	2:52.984	49.770	1:17.082	46.132	203.8	18:56.095								
7	1	2:53.352	50.264	1:17.107	45.981	200.4	21:49.447								
8	1	2:52.528	49.880	1:16.846	45.802	201.1	24:41.975								
9	1	2:52.872	49.783	1:17.377	45.712	204.2	27:34.847								
10	1	2:54.718	50.123	1:18.628	45.967	198.2	30:29.565								
11	1	2:53.415	49.959	1:17.603	45.853	201.9	33:22.980								
12	1	3:00.451	B 50.179	1:17.559	52.713	202.2	36:23.431								
13	1	4:59.217	2:53.501	1:19.637	46.079	182.4	41:22.648								
14	1	3:01.936	51.337	1:21.339	49.260	154.9	44:24.584								
15	1	3:05.224	51.773	1:25.773	47.678	178.2	47:29.808								
16	1	2:56.650	50.702	1:19.551	46.397	197.8	50:26.458								
17	1	3:01.452	50.099			203.4	53:27.910								
18	1	3:00.029	51.372	1:21.740	46.917	193.2	56:27.939								
19	1	2:55.529	49.874	1:19.965	45.690	193.2	59:23.468								
20	1	2:54.497	50.188	1:18.078	46.231	201.5	1:02:17.965								