

# SUPERCAR CHALLENGE+BMW M2 CUP


## SPA RACING FESTIVAL 2023

### Race 2

### Sector Analysis

■ Personal Best    
 ■ Session Best    
 ■ Crossing the pit lane

Lap	D	Time	Sector 1	Sector 2	Sector 3	T.Spd	Elapsed	Lap	D	Time	Sector 1	Sector 2	Sector 3	T.Spd	Elapsed
<b>20</b> Blueberry Racing BMW M2 CS CUP															
1.Dick VAN ELK M2															
2.Sandra VAN DE SLOOT															
1	1	2:48.055	47.102	1:14.455	46.498	231.8	2:48.055	7	1	2:47.985	46.029	1:15.595	46.361	223.6	21:27.624
2	1	3:54.647	1:10.680	1:40.603	1:03.364	114.4	6:42.702	8	1	2:53.671 <b>B</b>	46.297	1:15.707	51.667	212.6	24:21.295
3	1	3:32.786	1:06.019	1:35.591	51.176	130.8	10:15.488	9	1	4:27.442	2:33.000	1:12.820	41.622	234.8	28:48.737
4	1	2:40.419	44.560	1:13.124	42.735	236.8	12:55.907	10	1	2:38.972	44.839	1:12.528	41.605	239.5	31:27.709
5	1	2:40.563	44.755	1:13.302	42.506	231.8	15:36.470	11	1	3:47.327	1:36.546	1:28.794	41.987	79.0	35:15.036
6	1	2:44.016	45.946	1:15.496	42.574	224.5	18:20.486	12	1	2:46.707 <b>B</b>	45.286	1:13.243	48.178	238.4	38:01.743
7	1	2:38.670	44.574	1:12.139	41.957	243.2	20:59.156	13	1	2:50.181	55.806	1:12.533	41.842	237.9	40:51.924
8	1	2:38.673	44.453	1:12.422	41.798	244.3	23:37.829	14	1	2:40.411	44.946	1:13.028	42.437	235.8	43:32.335
9	1	2:44.479 <b>B</b>	44.336	1:12.514	47.629	241.1	26:22.308	15	1	2:39.457	44.724	1:12.853	41.880	240.5	46:11.792
10	1	4:29.454	2:35.055	1:12.496	41.903	237.4	30:51.762	16	1	2:39.506	44.734	1:13.011	41.761	235.8	48:51.298
11	1	3:37.240	46.628	2:05.761	44.851	158.6	34:29.002	17	1	2:39.256	44.667	1:12.742	41.847	233.8	51:30.554
12	1	2:38.801	44.277	1:12.559	41.965	235.3	37:07.803	18	1	2:40.102	44.868	1:13.539	41.695	218.6	54:10.656
13	1	2:39.439	44.488	1:13.043	41.908	239.5	39:47.242	19	1	2:39.160	44.565	1:12.792	41.803	239.5	56:49.816
14	1	2:39.292	44.298	1:13.110	41.884	244.3	42:26.534	20	1	2:39.135	44.736	1:12.707	41.692	240.5	59:28.951
15	1	2:38.087	44.122	1:12.348	41.617	237.9	45:04.621	21	1	2:39.870	44.894	1:12.863	42.113	226.4	1:02:08.821
16	1	2:40.566	44.354	1:14.062	42.150	237.9	47:45.187								
17	1	2:39.255	44.422	1:12.927	41.906	243.8	50:24.442								
18	1	2:39.466	44.340	1:12.969	42.157	244.3	53:03.908								
19	1	2:39.902	44.889	1:13.173	41.840	216.0	55:43.810								
20	1	2:39.474	44.654	1:12.890	41.930	242.2	58:23.284								
21	1	2:41.498	44.833	1:13.997	42.668	225.9	1:01:04.782								
<b>28</b> Bas Koeten Racing BMW M2 CS CUP															
1.Tomas DE BACKER M2															
2.Alexandre VIRON															
1	1	2:53.873	50.328	1:17.138	46.407	210.9	2:53.873								
2	1	3:52.333	1:08.255	1:40.521	1:03.557	112.4	6:46.206								
3	1	3:33.518	1:07.270	1:34.752	51.496	127.1	10:19.724								
4	1	2:49.313	47.276	1:16.520	45.517	208.9	13:09.037								
5	1	2:46.382	46.469	1:15.825	44.088	220.9	15:55.419								
6	1	2:44.665	45.890	1:15.263	43.512	228.3	18:40.084								
7	1	2:53.517 <b>B</b>	45.833	1:16.389	51.295	228.3	21:33.601								
8	1	4:30.329	2:35.239	1:13.297	41.793	228.3	26:03.930								
9	1	2:38.736	44.812	1:12.142	41.782	242.7	28:42.666								
10	1	2:37.923	44.419	1:11.788	41.716	244.9	31:20.589								
11	1	3:48.141	1:33.723	1:32.499	41.919	79.1	35:08.730								
12	1	2:38.677	44.439	1:12.340	41.898	245.5	37:47.407								
13	1	2:38.403	44.695	1:12.226	41.482	244.9	40:25.810								
14	1	2:39.434	44.591	1:13.241	41.602	244.3	43:05.244								
15	1	2:38.810	44.500	1:12.678	41.632	244.3	45:44.054								
16	1	2:39.431	44.565	1:12.919	41.947	240.0	48:23.485								
17	1	2:39.054	44.681	1:12.564	41.809	244.3	51:02.539								
18	1	2:39.807	44.488	1:12.691	42.628	244.9	53:42.346								
19	1	2:39.144	44.510	1:12.687	41.947	246.0	56:21.490								
20	1	2:38.755	44.353	1:12.291	42.111	241.6	59:00.245								
21	1	2:39.274	44.264	1:13.226	41.784	244.9	1:01:39.519								
<b>53</b> Bas Koeten Racing BMW M2 CS CUP															
1.Sen ROODENBURG M2															
2.Gianni VAN DE CRAATS															
1	1	2:49.250	47.158	1:14.662	47.430	246.6	2:49.250								
2	1	3:53.854	1:10.270	1:40.271	1:03.313	113.0	6:43.104								
3	1	3:33.064	1:07.155	1:34.280	51.629	84.7	10:16.168								
4	1	2:39.981	44.327	1:13.285	42.369	244.9	12:56.149								
5	1	2:41.031	44.612	1:13.550	42.869	242.2	15:37.180								
6	1	2:41.275	45.482	1:14.175	41.618	235.3	18:18.455								
7	1	2:37.655	43.886	1:12.308	41.461	248.8	20:56.110								
8	1	2:38.655	44.469	1:12.526	41.660	239.5	23:34.765								
9	1	2:44.142 <b>B</b>	44.266	1:12.285	47.591	244.3	26:18.907								
10	1	4:29.263	2:34.694	1:12.847	41.722	236.3	30:48.170								
11	1	3:48.081 <b>B</b>	45.064	2:03.683	59.334	177.0	34:36.251								
12	1	2:53.510	57.866	1:13.044	42.600	220.0	37:29.761								
13	1	2:40.731	45.612	1:12.715	42.404	233.8	40:10.492								
14	1	2:41.094	45.685	1:13.036	42.373	232.8	42:51.586								
15	1	2:40.970	45.449	1:13.051	42.470	232.3	45:32.556								
16	1	2:41.262	45.591	1:13.153	42.518	234.3	48:13.818								
17	1	2:41.377	45.778	1:12.821	42.778	232.8	50:55.195								
18	1	2:40.671	45.518	1:12.835	42.318	231.8	53:35.866								
19	1	2:41.155	45.727	1:13.079	42.349	232.8	56:17.021								
20	1	2:41.233	45.861	1:13.215	42.157	234.3	58:58.254								
21	1	2:40.279	45.405	1:12.711	42.163	236.8	1:01:38.533								
<b>73</b> Blueberry Racing BMW M2 CS CUP															
1.Berry VAN ELK M2															
1	1	2:49.833	47.372	1:14.636	47.825	225.9	2:49.833								
2	1	3:54.379	1:10.413	1:40.304	1:03.662	110.7	6:44.212								
3	1	3:32.377	1:07.684	1:33.395	51.298	118.0	10:16.589								
4	1	2:39.916	45.101	1:12.849	41.966	221.8	12:56.505								
5	1	2:41.591	45.283	1:13.853	42.455	233.8	15:38.096								
6	1	2:42.823	44.824	1:15.837	42.162	207.7	18:20.919								
7	1	2:38.769	44.493	1:12.030	42.246	228.3	20:59.688								
8	1	2:38.719	44.432	1:12.196	42.091	232.3	23:38.407								
9	1	2:46.227 <b>B</b>	44.041	1:12.716	49.470	235.8	26:24.634								
10	1	4:27.466	2:33.428	1:12.201	41.837	238.4	30:52.100								
11	1	3:36.376	47.058	2:05.225	44.093	158.4	34:28.476								
12	1	2:38.418	44.532	1:12.145	41.741	240.0	37:06.894								
13	1	2:39.519	44.783	1:12.739	41.997	242.2	39:46.413								
14	1	2:38.973	44.253	1:12.688	42.032	244.3	42:25.386								
15	1	2:38.957	44.506	1:12.216	42.235	241.6	45:04.343								



# SUPERCAR CHALLENGE+BMW M2 CUP


## SPA RACING FESTIVAL 2023

### Race 2

### Sector Analysis

■ Personal Best    
 ■ Session Best    
 ■ Crossing the pit lane

Lap	D	Time	Sector 1	Sector 2	Sector 3	T.Spd	Elapsed	Lap	D	Time	Sector 1	Sector 2	Sector 3	T.Spd	Elapsed
16	1	2:41.434	44.423	1:15.012	41.999	242.2	47:45.777	16	1	2:22.456	39.649	1:05.697	37.110	266.0	44:19.050
17	1	2:39.318	44.590	1:12.642	42.086	243.2	50:25.095	17	1	2:24.318	39.859	1:07.243	37.216	262.1	46:43.368
18	1	2:39.258	44.715	1:12.450	42.093	245.5	53:04.353	18	1	2:21.909	40.097	1:04.582	37.230	263.4	49:05.277
19	1	2:40.275	45.203	1:13.056	42.016	210.5	55:44.628	19	1	2:22.308	39.940	1:04.751	37.617	265.4	51:27.585
20	1	2:39.352	44.705	1:12.743	41.904	240.5	58:23.980	20	1	2:21.674	39.915	1:04.521	37.238	264.1	53:49.259
21	1	2:42.788	45.449	1:14.796	42.543	228.3	1:01:06.768	21	1	2:22.054	39.683	1:04.848	37.523	268.7	56:11.313
<b>103</b> Koopman Racing BMW Z4 GT3 1.Hein KOOPMAN GT								<b>111</b> JR Motorsport BMW M6 GT3 1.Max TUBBEN GT 2.Max WEERING							
1	1	3:40.951	1:43.610	1:13.453	43.888	230.3	3:40.951	1	1	3:30.115	1:38.182	1:10.012	41.921	250.6	3:30.115
2	1	3:12.729	47.044	1:21.169	1:04.516	187.2	6:53.680	2	1	3:18.133	51.161	1:22.909	1:04.063	166.4	6:48.248
3	1	3:32.139	1:08.098	1:33.177	50.864	119.7	10:25.819	3	1	3:32.823	1:07.993	1:34.159	50.671	121.3	10:21.071
4	1	2:36.584	43.521	1:11.737	41.326	215.6	13:02.403	4	1	2:26.127	40.076	1:06.955	39.096	229.3	12:47.198
5	1	2:34.985	42.410	1:10.703	41.872	226.9	15:37.388	5	1	2:22.410	39.960	1:05.028	37.422	256.5	15:09.608
6	1	2:33.519	44.947	1:08.660	39.912	239.5	18:10.907	6	1	2:21.373	39.819	1:04.613	36.941	265.4	17:30.981
7	1	2:30.031	42.374	1:08.460	39.197	237.4	20:40.938	7	1	2:21.734	39.893	1:04.899	36.942	266.0	19:52.715
8	1	2:30.671	<b>42.067</b>	1:09.110	39.494	224.5	23:11.609	8	1	2:20.837	39.650	1:04.321	36.866	266.0	22:13.552
9	1	<b>2:28.997</b>	42.090	<b>1:07.786</b>	<b>39.121</b>	243.8	25:40.606	9	1	2:28.578 <b>B</b>	39.648	1:05.596	43.334	267.3	24:42.130
10	1	2:38.577 <b>B</b>	42.475	1:08.771	47.331	243.8	28:19.183	10	1	4:21.152	2:38.100	1:05.530	37.522	252.9	29:03.282
11	1	4:27.237	1:57.163	1:13.473	1:16.601	246.6	32:46.420	11	1	<b>2:20.791</b>	<b>39.503</b>	<b>1:04.023</b>	37.265	266.0	31:24.073
12	1	3:07.325	1:17.597	1:09.960	39.768	203.4	35:53.745	12	1	3:38.016	1:33.194	1:27.522	37.300	79.4	35:02.089
13	1	2:31.324	42.520	1:09.007	39.797	245.5	38:25.069	13	1	2:20.877	39.749	1:04.378	<b>36.750</b>	264.7	37:22.966
14	1	2:31.852	42.644	1:08.849	40.359	241.6	40:56.921	14	1	2:22.056	39.793	1:04.762	37.501	267.3	39:45.022
15	1	2:33.149	42.271	1:09.343	41.535	243.2	43:30.070	15	1	2:21.582	39.578	1:04.825	37.179	267.3	42:06.604
16	1	2:31.310	42.447	1:09.290	39.573	238.9	46:01.380	16	1	2:22.556	39.719	1:05.653	37.184	266.7	44:29.160
17	1	2:33.204	42.524	1:09.223	41.457	245.5	48:34.584	17	1	2:22.647	40.292	1:04.814	37.541	264.7	46:51.807
18	1	2:32.265	42.567	1:10.072	39.626	245.5	51:06.849	18	1	2:21.996	39.763	1:04.984	37.249	265.4	49:13.803
19	1	2:34.201	42.822	1:10.156	41.223	241.1	53:41.050	19	1	2:20.987	39.968	1:04.045	36.974	265.4	51:34.790
20	1	2:32.506	42.812	1:09.593	40.101	242.2	56:13.556	20	1	2:21.342	39.697	1:04.472	37.173	263.4	53:56.132
21	1	2:31.672	42.466	1:09.326	39.880	244.3	58:45.228	21	1	2:21.529	40.016	1:04.156	37.357	264.7	56:17.661
22	1	2:32.212	42.977	1:09.243	39.992	227.4	1:01:17.440	22	1	2:21.877	39.891	1:04.596	37.390	267.3	58:39.538
<b>105</b> Koopman Racing BMW M6 GT3 1.Mex JANSEN GT 2.Jordin POLAND								<b>149</b> Koopman Racing BMW M6 GT3 1.Cees WIJSMAN GT							
1	1	3:29.457	1:37.812	1:09.245	<b>42.400</b>	265.4	3:29.457	1	1	3:35.585	1:42.043	1:12.540	41.002	239.5	3:35.585
2	1	<b>3:17.845</b>	51.154	1:22.986	1:03.705	155.6	6:47.302	2	1	3:16.551	48.597	1:23.639	1:04.315	154.5	6:52.136
3	1	3:33.363	1:08.089	1:34.238	51.036	113.9	10:20.665	3	1	3:32.182	1:07.616	1:34.109	50.457	116.1	10:24.318
4	1	2:56.350 <b>B</b>	<b>40.001</b>	<b>1:06.226</b>	1:10.123	269.3	13:17.015	4	1	2:32.787	42.357	1:10.408	40.022	222.7	12:57.105
5	1	13:08.748 <b>B</b>	...	1:07.605	45.704	252.9	26:25.763	5	1	2:34.430	43.646	1:11.394	39.390	228.3	15:31.535
<b>108</b> JR Motorsport BMW M6 GT3 1.Ted VAN VLIET GT 2.Willem MEIJER								<b>149</b> Koopman Racing BMW M6 GT3 1.Cees WIJSMAN GT							
1	1	3:30.839	1:38.766	1:09.918	42.155	259.6	3:30.839	6	1	2:30.226	41.725	1:09.671	38.830	256.5	18:01.761
2	1	3:18.378	51.161	1:22.865	1:04.352	173.6	6:49.217	7	1	2:29.491	41.251	1:09.393	38.847	262.8	20:31.252
3	1	3:32.547	1:08.173	1:33.701	50.673	113.1	10:21.764	8	1	2:29.563	41.235	1:09.467	38.861	261.5	23:00.815
4	1	2:24.847	41.503	1:05.731	37.613	262.1	12:46.611	9	1	2:29.628	41.590	1:09.361	38.677	250.6	25:30.443
5	1	2:19.712	39.605	1:03.585	<b>36.522</b>	265.4	15:06.323	10	1	2:37.256 <b>B</b>	41.263	1:09.133	46.860	261.5	28:07.699
6	1	<b>2:19.567</b>	<b>39.456</b>	<b>1:03.511</b>	36.600	266.7	17:25.890	11	1	3:54.702	1:55.675	1:09.842	49.185	257.8	32:02.401
7	1	2:20.828	39.895	1:04.076	36.857	264.1	19:46.718	12	1	3:30.188	1:41.743	1:09.772	<b>38.673</b>	102.5	35:32.589
8	1	2:22.254	39.851	1:04.001	38.402	265.4	22:08.972	13	1	<b>2:28.498</b>	40.975	<b>1:08.536</b>	38.987	261.5	38:01.087
9	1	2:20.985	39.726	1:04.019	37.240	264.7	24:29.957	14	1	2:30.146	41.447	1:09.600	39.099	210.1	40:31.233
10	1	2:20.541	39.654	1:03.995	36.892	266.0	26:50.498	15	1	2:30.180	<b>40.873</b>	1:10.022	39.285	266.0	43:01.413
11	1	2:27.255 <b>B</b>	40.214	1:04.161	42.880	264.1	29:17.753	16	1	2:32.700	43.124	1:10.325	39.251	244.9	45:34.113
12	1	5:32.637	3:09.466	1:45.876	37.295	74.8	34:50.390	17	1	2:31.846	41.503	1:09.762	40.581	260.2	48:05.959
13	1	2:22.779	41.173	1:04.648	36.958	259.6	37:13.169	18	1	2:30.899	41.374	1:09.735	39.790	258.4	50:36.858
14	1	2:22.366	39.475	1:05.924	36.967	251.7	39:35.535	19	1	2:28.904	41.065	1:09.077	38.762	262.8	53:05.762
15	1	2:21.059	39.926	1:04.032	37.101	266.0	41:56.594	20	1	2:32.118	42.926	1:09.671	39.521	254.1	55:37.880



# SUPERCAR CHALLENGE+BMW M2 CUP


## SPA RACING FESTIVAL 2023

### Race 2

### Sector Analysis

■ Personal Best    
 ■ Session Best    
 ■ Crossing the pit lane

Lap	D	Time	Sector 1	Sector 2	Sector 3	T.Spd	Elapsed	Lap	D	Time	Sector 1	Sector 2	Sector 3	T.Spd	Elapsed
<b>174</b> Ferry Monster Autosport <span style="float: right;">BMW M6 GT3</span> 1. Jayden POST 2. Bas SCHOUTEN															
1	1	3:31.716	1:38.991	1:10.777	41.948	249.4	3:31.716	3	1	3:32.716	1:07.777	1:33.729	51.210	124.0	10:23.836
2	1	3:18.490	51.191	1:23.134	1:04.165	159.5	6:50.206	4	1	2:36.012	44.226	1:10.444	41.342	232.8	12:59.848
3	1	3:32.835	1:07.809	1:33.711	51.315	113.9	10:23.041	5	1	2:36.960	44.380	1:10.328	42.252	239.5	15:36.808
4	1	2:28.171	41.791	1:07.939	38.441	265.4	12:51.212	6	1	3:54.046	45.888	2:27.482	40.676	237.9	19:30.854
5	1	2:22.601	40.124	1:05.450	37.027	266.7	15:13.813	7	1	2:35.161	44.528	1:10.002	40.631	237.9	22:06.015
6	1	2:21.084	39.768	1:04.339	36.977	268.7	17:34.897	8	1	2:33.690	43.957	1:09.879	<b>39.854</b>	240.0	24:39.705
7	1	<b>2:20.927</b>	<b>39.576</b>	1:04.651	<b>36.700</b>	268.0	19:55.824	9	1	2:43.443	<b>B</b> 45.331	<b>1:09.543</b>	48.569	235.3	27:23.148
8	1	2:23.208	39.675	<b>1:04.113</b>	39.420	268.7	22:19.032	10	1	4:24.392	2:30.982	1:10.227	43.183	235.8	31:47.540
9	1	2:23.330	40.552	1:04.920	37.858	267.3	24:42.362	11	1	3:37.323	1:41.855	1:15.127	40.341	80.7	35:24.863
10	1	2:29.099	<b>B</b> 41.183	1:04.668	43.248	260.2	27:11.461	12	1	2:33.648	43.625	1:09.903	40.120	241.6	37:58.511
11	1	4:20.415	2:37.175	1:05.637	37.603	262.1	31:31.876	13	1	2:33.522	43.535	1:09.612	40.375	241.6	40:32.033
12	1	3:37.007	1:37.429	1:21.708	37.870	80.0	35:08.883	14	1	2:33.725	43.578	1:09.765	40.382	243.8	43:05.758
13	1	2:22.845	40.245	1:05.346	37.254	266.0	37:31.728	15	1	2:35.067	44.215	1:10.304	40.548	239.5	45:40.825
14	1	2:22.572	39.922	1:05.330	37.320	269.3	39:54.300	16	1	<b>2:33.515</b>	43.493	1:09.765	40.257	242.2	48:14.340
15	1	2:23.934	39.950	1:06.770	37.214	271.4	42:18.234	17	1	2:34.765	43.973	1:10.134	40.658	238.9	50:49.105
16	1	2:21.607	39.921	1:04.889	36.797	268.7	44:39.841	18	1	2:33.854	43.492	1:10.105	40.257	242.2	53:22.959
17	1	2:22.845	39.762	1:05.785	37.298	268.0	47:02.686	19	1	2:34.866	43.664	1:10.975	40.227	234.3	55:57.825
18	1	2:22.810	39.809	1:05.905	37.096	253.5	49:25.496	20	1	2:34.186	<b>43.235</b>	1:10.002	40.949	244.3	58:32.011
19	1	2:23.787	40.166	1:05.481	38.140	255.9	51:49.283	21	1	2:37.254	43.638	1:11.407	42.209	246.6	1:01:09.265
20	1	2:22.575	40.186	1:05.176	37.213	266.0	54:11.858								
21	1	2:23.806	40.869	1:05.154	37.783	264.1	56:35.664								
22	1	2:23.947	40.175	1:05.523	38.249	263.4	58:59.611								
23	1	2:23.578	40.079	1:05.397	38.102	268.0	1:01:23.189								
<b>201</b> Febo Racing Team <span style="float: right;">Hyundai i30N TCR</span> 1. Dennis DE BORST 2. Steff DE BORST															
1	1	3:41.540	1:43.648	1:14.150	43.742	222.2	3:41.540								
2	1	3:13.209	46.849	1:21.306	1:05.054	184.9	6:54.749								
3	1	3:31.485	1:07.671	1:33.200	50.614	113.1	10:26.234								
4	1	2:37.426	44.539	1:11.630	41.257	236.3	13:03.660								
5	1	2:35.795	44.520	1:10.271	41.004	235.3	15:39.455								
6	1	2:36.071	43.906	1:11.739	40.426	230.3	18:15.526								
7	1	2:33.771	44.143	<b>1:09.115</b>	40.513	235.3	20:49.297								
8	1	<b>2:33.535</b>	43.858	1:09.190	40.487	234.3	23:22.832								
9	1	2:40.967	<b>B</b> 44.653	1:09.170	47.144	231.3	26:03.799								
10	1	4:20.133	2:28.785	1:10.296	41.052	233.8	30:23.932								
11	1	3:45.640	44.500	1:50.307	1:10.833	234.3	34:09.572								
12	1	2:36.105	<b>43.815</b>	1:11.065	41.225	234.8	36:45.677								
13	1	2:34.976	44.465	1:09.709	40.802	232.8	39:20.653								
14	1	2:34.529	44.133	1:10.056	<b>40.340</b>	234.3	41:55.182								
15	1	2:38.145	44.077	1:13.286	40.782	236.8	44:33.327								
16	1	4:10.351	<b>B</b> 44.138	1:52.870	1:33.343	237.9	48:43.678								
17	1	6:21.353	4:26.968	1:12.585	41.800	230.8	55:05.031								
18	1	2:36.045	44.358	1:10.809	40.878	234.8	57:41.076								
19	1	2:36.829	44.175	1:11.060	41.594	234.8	1:00:17.905								
20	1	2:36.095	44.469	1:10.621	41.005	234.3	1:02:54.000								
<b>222</b> Technova College Racing <span style="float: right;">Audi RS3 TCR LMS</span> 1. Laurens DE WIT 2. Fabian SCHOONHOVEN															
1	1	3:32.816	1:41.742	1:10.016	41.058	240.5	3:32.816								
2	1	3:18.304	50.781	1:23.271	1:04.252	154.3	6:51.120								
<b>233</b> JR Motorsport <span style="float: right;">BMW E46 M3 GTR</span> 1. Remco DE BEUS															
1	1	3:47.935	1:46.932	1:16.580	44.423	223.1	3:47.935								
2	1	3:10.488	46.527	1:17.907	1:06.054	220.0	6:58.423								
3	1	3:30.899	1:06.980	1:33.789	50.130	115.4	10:29.322								
4	1	2:41.168	45.156	1:12.998	43.014	226.4	13:10.490								
5	1	2:40.159	45.264	1:13.176	41.719	230.8	15:50.649								
6	1	2:39.646	45.238	1:12.427	41.981	230.8	18:30.295								
7	1	2:38.350	45.078	1:11.720	41.552	231.3	21:08.645								
8	1	2:38.541	45.029	1:11.955	41.557	231.3	23:47.186								
9	1	2:39.539	44.905	1:13.131	41.503	225.5	26:26.725								
10	1	2:38.050	<b>44.520</b>	1:11.829	41.701	225.0	29:04.775								
11	1	2:47.086	<b>B</b> 44.976	1:12.072	50.038	232.8	31:51.861								
12	1	4:16.004	2:21.639	1:12.212	42.153	226.4	36:07.865								
13	1	2:38.667	45.127	1:12.000	41.540	232.3	38:46.532								
14	1	2:37.380	44.844	1:11.203	41.333	227.4	41:23.912								
15	1	2:38.941	44.842	1:12.825	<b>41.274</b>	233.8	44:02.853								
16	1	2:38.514	44.956	1:11.539	42.019	228.8	46:41.367								
17	1	2:39.257	45.576	1:12.321	41.360	236.8	49:20.624								
18	1	2:38.560	44.802	1:12.055	41.703	226.4	51:59.184								
19	1	2:37.648	44.836	1:11.255	41.557	235.8	54:36.832								
20	1	<b>2:37.019</b>	44.544	<b>1:11.098</b>	41.377	234.8	57:13.851								
21	1	2:50.158	44.556	1:11.257	54.345	235.8	1:00:04.009								
22	1	2:41.552	45.685	1:12.135	43.732	228.3	1:02:45.561								
<b>246</b> JR Motorsport <span style="float: right;">BMW M3 F80</span> 1. Ruud OLIJ															
1	1	3:46.944	1:46.864	1:16.005	44.075	223.6	3:46.944								
2	1	3:10.472	46.230	1:18.629	1:05.613	214.7	6:57.416								
3	1	3:30.654	1:07.408	1:33.947	49.299	120.5	10:28.070								
4	1	2:40.145	44.867	1:11.634	43.644	222.7	13:08.215								
5	1	2:34.868	44.559	1:09.788	40.521	241.6	15:43.083								
6	1	2:35.902	43.744	1:11.423	40.735	246.6	18:18.985								
7	1	2:33.197	43.430	1:09.615	40.152	251.2	20:52.182								
8	1	<b>2:32.700</b>	43.561	1:09.313	<b>39.826</b>	244.9	23:24.882								
9	1	2:33.489	43.913	<b>1:09.309</b>	40.267	248.8	25:58.371								
10	1	2:44.727	<b>B</b> 44.358	1:09.560	50.809	238.9	28:43.098								



# SUPERCAR CHALLENGE+BMW M2 CUP

## SPA RACING FESTIVAL 2023

### Race 2

### Sector Analysis

■ Personal Best    
 ■ Session Best    
 ■ Crossing the pit lane

Lap	D	Time	Sector 1	Sector 2	Sector 3	T.Spd	Elapsed	Lap	D	Time	Sector 1	Sector 2	Sector 3	T.Spd	Elapsed
11	1	5:29.964	2:31.520	1:50.600	1:07.844	239.5	34:13.062	18	1	2:50.830	47.034	1:18.551	45.245	205.7	54:18.590
12	1	2:35.370	44.297	1:10.543	40.530	242.7	36:48.432	19	1	2:48.377	47.275	1:17.402	43.700	222.7	57:06.967
13	1	2:34.565	44.399	1:09.954	40.212	241.1	39:22.997	20	1	2:48.282	47.026	1:16.849	44.407	226.9	59:55.249
14	1	2:34.453	43.736	1:10.113	40.604	244.9	41:57.450	21	1	2:50.869	47.543	1:17.180	46.146	218.6	1:02:46.118
15	1	2:36.975	<b>43.162</b>	1:12.776	41.037	248.3	44:34.425								
16	1	2:35.472	43.593	1:11.523	40.356	244.3	47:09.897								
17	1	2:36.755	43.964	1:10.681	42.110	243.8	49:46.652								
18	1	2:36.918	43.849	1:12.382	40.687	244.3	52:23.570								
19	1	2:34.659	43.642	1:10.435	40.582	241.6	54:58.229								
20	1	2:34.301	43.994	1:09.972	40.335	240.5	57:32.530								
21	1	2:34.304	43.611	1:10.463	40.230	243.2	1:00:06.834								
22	1	2:37.101	43.362	1:12.019	41.720	234.8	1:02:43.935								

264		DK Racing by Ferry Monster					VW Golf GTI TCR	
1.Jonas DE KIMPE							SS1	
1	1	3:40.602	1:42.332	1:14.319	43.951	227.8	3:40.602	
2	1	3:12.229	47.086	1:20.766	1:04.377	194.2	6:52.831	
3	1	3:31.995	1:08.083	1:33.392	50.520	119.9	10:24.826	
4	1	2:35.743	43.835	1:10.428	41.480	227.8	13:00.569	
5	1	2:34.833	<b>43.222</b>	1:10.345	41.266	245.5	15:35.402	
6	1	<b>2:31.795</b>	43.538	<b>1:08.403</b>	<b>39.854</b>	243.2	18:07.197	
7	1	2:32.020	43.530	1:08.473	40.017	243.8	20:39.217	
8	1	2:33.371	43.366	1:09.186	40.819	244.9	23:12.588	
9	1	2:40.224	<b>B</b>	43.493	1:09.457	47.274	243.2	25:52.812
10	1	4:13.668	2:22.664	1:09.780	41.224	244.3	30:06.480	
11	1	3:34.914	43.986	1:21.107	1:29.821	242.2	33:41.394	
12	1	2:39.834	49.376	1:10.182	40.276	240.0	36:21.228	
13	1	2:34.802	43.680	1:10.427	40.695	242.2	38:56.030	
14	1	2:35.027	43.550	1:11.035	40.442	241.1	41:31.057	
15	1	2:35.703	43.592	1:09.980	42.131	243.8	44:06.760	
16	1	2:34.715	43.629	1:09.813	41.273	244.3	46:41.475	
17	1	2:35.394	44.704	1:10.486	40.204	243.2	49:16.869	
18	1	2:35.523	43.498	1:10.566	41.459	244.3	51:52.392	
19	1	2:34.659	43.957	1:09.979	40.723	241.6	54:27.051	
20	1	2:35.701	43.628	1:11.089	40.984	244.3	57:02.752	
21	1	2:35.915	43.591	1:11.013	41.311	242.2	59:38.667	
22	1	2:37.275	44.084	1:11.472	41.719	233.3	1:02:15.942	


301		Traxx Racing					Renault Alpine	
1.Chris VOET							SS2	
2.Bart VAN DE BROECK								
1	1	3:51.989	1:47.917	1:19.454	44.618	212.2	3:51.989	
2	1	3:08.961	46.729	1:17.461	1:04.771	224.1	7:00.950	
3	1	3:30.122	1:06.442	1:33.255	50.425	130.4	10:31.072	
4	1	2:45.674	46.106	1:16.145	43.423	227.8	13:16.746	
5	1	2:43.456	45.680	1:14.548	43.228	234.8	16:00.202	
6	1	2:43.739	45.444	1:15.388	<b>42.907</b>	218.6	18:43.941	
7	1	2:43.978	45.501	<b>1:14.112</b>	44.365	237.9	21:27.919	
8	1	2:43.293	45.625	1:14.185	43.483	236.3	24:11.212	
9	1	<b>2:43.251</b>	<b>45.391</b>	1:14.642	43.218	231.3	26:54.463	
10	1	2:43.405	45.452	1:14.730	43.223	233.8	29:37.868	
11	1	3:34.505	<b>B</b>	45.817	1:15.581	1:33.107	33:12.373	
12	1	4:09.230	2:05.938	1:18.927	44.365	220.0	37:21.603	
13	1	2:50.852	48.001	1:17.551	45.300	225.5	40:12.455	
14	1	2:50.373	47.598	1:18.232	44.543	219.1	43:02.828	
15	1	2:47.890	47.462	1:16.344	44.084	198.9	45:50.718	
16	1	2:49.011	47.409	1:17.074	44.528	219.1	48:39.729	
17	1	2:48.031	47.086	1:16.559	44.386	224.5	51:27.760	

305		Bas Koeten Racing					Porsche Cayman	
1.Bas BARENBRUG							SS2	
1	1	3:46.231	1:45.961	1:16.527	43.743	232.8	3:46.231	
2	1	3:10.310	46.353	1:18.638	1:05.319	216.0	6:56.541	
3	1	3:31.274	1:07.640	1:34.046	49.588	117.3	10:27.815	
4	1	2:42.799	46.108	1:13.345	43.346	227.8	13:10.614	
5	1	2:45.300	45.640	1:15.777	43.883	210.1	15:55.914	
6	1	2:44.517	45.656	1:15.311	43.550	219.1	18:40.431	
7	1	2:42.820	45.518	1:14.648	42.654	226.9	21:23.251	
8	1	2:42.807	45.557	1:14.438	42.812	228.3	24:06.058	
9	1	2:42.436	45.538	1:14.192	42.706	217.7	26:48.494	
10	1	<b>2:40.351</b>	45.317	<b>1:13.053</b>	<b>41.981</b>	239.5	29:28.845	
11	1	3:17.653	<b>B</b>	45.143	1:14.013	1:18.497	32:46.498	
12	1	4:24.458	2:28.678	1:13.329	42.451	237.4	37:10.956	
13	1	2:41.518	45.718	1:13.145	42.655	232.8	39:52.474	
14	1	2:41.125	45.421	1:13.064	42.640	229.3	42:33.599	
15	1	2:41.788	45.360	1:13.556	42.872	231.3	45:15.387	
16	1	2:42.644	45.594	1:14.426	42.624	234.8	47:58.031	
17	1	2:41.382	45.399	1:13.336	42.647	236.3	50:39.413	
18	1	2:41.764	45.366	1:13.733	42.665	234.3	53:21.177	
19	1	2:41.372	45.156	1:13.641	42.575	236.8	56:02.549	
20	1	2:41.203	<b>45.123</b>	1:13.590	42.490	234.3	58:43.752	
21	1	2:43.261	46.063	1:14.656	42.542	222.7	1:01:27.013	

307		Emergo Racing pb FMA					VW Golf GTI TCR Int.	
1.Priscilla SPEELMAN							SS2	
1	1	4:09.329	1:44.980	1:36.030	48.319	230.8	4:09.329	
2	1	3:04.949	52.883	1:23.172	48.894	195.3	7:14.278	
3	1	3:23.881	1:00.992	1:31.160	51.729	122.7	10:38.159	
4	1	2:43.011	46.669	1:12.276	44.066	221.3	13:21.170	
5	1	2:39.505	45.609	1:11.933	41.963	222.7	16:00.675	
6	1	2:40.587	45.107	1:12.739	42.741	222.7	18:41.262	
7	1	2:43.365	45.367	1:15.175	42.823	221.3	21:24.627	
8	1	2:40.199	44.898	1:13.278	42.023	225.5	24:04.826	
9	1	<b>2:37.662</b>	45.176	1:10.978	<b>41.508</b>	229.3	26:42.488	
10	1	2:37.923	<b>44.768</b>	1:11.018	42.137	231.8	29:20.411	
11	1	2:56.436	<b>B</b>	44.889	<b>1:10.882</b>	1:00.665	32:16.847	
12	1	4:40.019	2:45.786	1:12.656	41.577	224.1	36:56.866	
13	1	2:37.937	45.144	1:11.070	41.723	229.3	39:34.803	
14	1	2:39.066	45.023	1:11.627	42.416	231.3	42:13.869	
15	1	2:38.396	45.042	1:11.805	41.549	229.8	44:52.265	
16	1	2:40.453	45.022	1:13.404	42.027	229.3	47:32.718	
17	1	2:40.564	45.264	1:13.027	42.273	221.3	50:13.282	
18	1	2:39.761	45.220	1:12.483	42.058	226.4	52:53.043	
19	1	2:42.125	44.873	1:14.472	42.780	227.8	55:35.168	
20	1	2:40.675	45.310	1:13.012	42.353	228.8	58:15.843	
21	1	2:38.710	44.982	1:12.124	41.604	230.3	1:00:54.553	
22	1	2:41.750	45.663	1:13.920	42.167	227.8	1:03:36.303	

310		Zilhouette Racing					Zilhouette Plus	
1.Mark WIERINGA							SS2	
2.Jacob KUIL								
1	1	4:06.235	1:54.440	1:22.604	49.191	170.9	4:06.235	






# SUPERCAR CHALLENGE+BMW M2 CUP SPA RACING FESTIVAL 2023

## Race 2

### Sector Analysis

Personal Best							Session Best							B Crossing the pit lane						
Lap	D	Time	Sector 1	Sector 2	Sector 3	T.Spd	Elapsed	Lap	D	Time	Sector 1	Sector 2	Sector 3	T.Spd	Elapsed					
<b>311</b> DayVtec BMW 240i DayVtec SS2 1.Andre SEINEN																				
1	1	3:45.570	1:45.235	1:16.696	43.639	212.6	3:45.570	1	1	4:07.923	1:54.653	1:25.302	47.968	163.4	4:07.923					
2	1	3:10.101	46.441	1:18.433	1:05.227	205.7	6:55.671	2	1	3:04.583	51.312	1:25.094	48.177	166.4	7:12.506					
3	1	3:31.624	1:07.890	1:33.253	50.481	113.1	10:27.295	3	1	3:25.173	1:00.572	1:32.249	52.352	119.5	10:37.679					
4	1	2:42.736	45.367	1:13.826	43.543	236.8	13:10.031	4	1	2:53.715	47.619	1:20.622	45.474	216.9	13:31.394					
5	1	2:46.369	46.052	1:15.583	44.734	210.5	15:56.400	5	1	2:51.404	47.619	1:19.075	44.710	236.3	16:22.798					
6	1	2:45.662	46.515	1:15.627	43.520	221.8	18:42.062	6	1	2:50.061	46.358	1:19.118	44.585	238.4	19:12.859					
7	1	2:46.184	45.559	1:15.470	45.155	213.4	21:28.246	7	1	2:49.907	47.806	1:18.064	44.037	230.3	22:02.766					
8	1	2:42.639	45.827	1:14.096	42.716	229.3	24:10.885	8	1	2:50.973	46.683	1:19.713	44.577	219.1	24:53.739					
9	1	2:40.763	45.641	<b>1:12.337</b>	42.785	233.8	26:51.648	9	1	2:48.001	46.004	1:17.755	44.242	237.9	27:41.740					
10	1	<b>2:39.912</b>	45.279	1:12.888	<b>41.745</b>	232.8	29:31.560	10	1	2:46.637	46.034	1:17.136	43.467	239.5	30:28.377					
11	1	3:16.004	45.429	1:14.090	1:16.485	229.8	32:47.564	11	1	3:57.799 B	46.646	1:52.397	1:18.756	228.8	34:26.176					
12	1	3:22.837 B	1:18.113	1:15.866	48.858	204.9	36:10.401	12	1	4:07.046	2:04.347	1:18.278	44.421	234.3	38:33.222					
13	1	4:06.594	2:08.012	1:14.810	43.772	233.8	40:16.995	13	1	2:46.527	46.504	<b>1:16.513</b>	43.510	237.9	41:19.749					
14	1	2:42.368	45.396	1:14.544	42.428	235.8	42:59.363	14	1	2:48.357	46.033	1:18.178	44.146	226.4	44:08.106					
15	1	2:43.058	45.724	1:14.334	43.000	219.5	45:42.421	15	1	<b>2:45.611</b>	<b>45.695</b>	<b>1:16.761</b>	<b>43.155</b>	239.5	46:53.717					
16	1	2:46.522	45.482	1:15.631	45.409	231.8	48:28.943	16	1	2:46.475	45.880	1:17.097	43.498	234.3	49:40.192					
17	1	2:42.769	45.456	1:14.834	42.479	232.8	51:11.712	17	1	2:47.859	46.990	1:17.599	43.270	236.3	52:28.051					
18	1	2:42.309	<b>45.255</b>	1:14.263	42.791	231.8	53:54.021	18	1	2:46.488	45.863	1:16.887	43.738	238.4	55:14.539					
19	1	2:41.608	45.677	1:13.335	42.596	230.3	56:35.629	19	1	2:47.367	46.492	1:16.819	44.056	228.3	58:01.906					
20	1	2:42.237	45.578	1:13.752	42.907	220.4	59:17.866	20	1	2:49.706	46.100	1:19.287	44.319	238.9	1:00:51.612					
21	1	2:44.303	45.844	1:15.527	42.932	219.5	1:02:02.169	21	1	2:47.867	46.535	1:17.696	43.636	225.5	1:03:39.479					
<b>323</b> Koopman Racing BMW M4 SS2 1.Maik BROERSEN																				
1	1	3:50.606	1:47.284	1:18.666	44.656	212.6	3:50.606	12	1	3:25.974 B	1:22.557	1:14.737	48.680	210.5	36:08.450					
2	1	3:09.291	47.007	1:16.408	1:05.876	232.3	6:59.897	13	1	4:41.249	2:45.538	1:13.571	42.140	235.8	40:49.699					
3	1	3:30.628	1:06.303	1:33.714	50.611	126.2	10:30.525	14	1	2:40.487	44.290	1:13.269	42.928	246.0	43:30.186					
4	1	2:43.995	45.531	1:15.264	43.200	234.8	13:14.520	15	1	2:39.671	44.193	1:13.273	42.205	231.8	46:09.857					
5	1	2:41.993	44.768	1:13.912	43.313	240.0	15:56.513	16	1	2:39.765	44.289	1:13.247	42.229	238.4	48:49.622					
6	1	2:44.465	45.265	1:15.935	43.265	212.6	18:40.978	17	1	2:39.348	43.992	1:13.311	42.045	242.2	51:28.970					
7	1	2:46.341	45.151	1:16.522	44.668	219.5	21:27.319	18	1	2:40.548	45.140	1:13.501	41.907	237.9	54:09.518					
8	1	2:39.898	44.072	1:12.983	42.843	242.2	24:07.217	19	1	2:38.855	44.202	<b>1:12.800</b>	41.853	240.0	56:48.373					
9	1	2:39.955	44.258	1:13.114	42.583	229.3	26:47.172	20	1	2:38.299	<b>43.851</b>	1:12.881	41.567	243.8	59:26.672					
10	1	2:40.755	44.517	1:13.694	42.544	234.3	29:27.927	21	1	<b>2:38.204</b>	43.933	1:12.816	<b>41.455</b>	233.8	1:02:04.876					
11	1	3:14.549	44.532	1:14.145	1:15.872	236.8	32:42.476													
<b>328</b> Koopman Racing BMW M4 SS2 1.Jos HARPER																				
1	1	4:07.923	1:54.653	1:25.302	47.968	163.4	4:07.923	12	1	4:07.046	2:04.347	1:18.278	44.421	234.3	38:33.222					
2	1	3:04.583	51.312	1:25.094	48.177	166.4	7:12.506	13	1	2:46.527	46.504	<b>1:16.513</b>	43.510	237.9	41:19.749					
3	1	3:25.173	1:00.572	1:32.249	52.352	119.5	10:37.679	14	1	2:48.357	46.033	1:18.178	44.146	226.4	44:08.106					
4	1	2:53.715	47.619	1:20.622	45.474	216.9	13:31.394	15	1	<b>2:45.611</b>	<b>45.695</b>	<b>1:16.761</b>	<b>43.155</b>	239.5	46:53.717					
5	1	2:51.404	47.619	1:19.075	44.710	236.3	16:22.798	16	1	2:46.475	45.880	1:17.097	43.498	234.3	49:40.192					
6	1	2:50.061	46.358	1:19.118	44.585	238.4	19:12.859	17	1	2:47.859	46.990	1:17.599	43.270	236.3	52:28.051					
7	1	2:49.907	47.806	1:18.064	44.037	230.3	22:02.766	18	1	2:46.488	45.863	1:16.887	43.738	238.4	55:14.539					
8	1	2:50.973	46.683	1:19.713	44.577	219.1	24:53.739	19	1	2:47.367	46.492	1:16.819	44.056	228.3	58:01.906					
9	1	2:48.001	46.004	1:17.755	44.242	237.9	27:41.740	20	1	2:49.706	46.100	1:19.287	44.319	238.9	1:00:51.612					
10	1	2:46.637	46.034	1:17.136	43.467	239.5	30:28.377	21	1	2:47.867	46.535	1:17.696	43.636	225.5	1:03:39.479					
11	1	3:57.799 B	46.646	1:52.397	1:18.756	228.8	34:26.176													
<b>401</b> Spirit Racing Team Renault Clio Evo SP1 1.Rob NIEMAN																				
1	1	3:54.985	1:50.164	1:18.867	45.954	215.1	3:54.985	12	1	4:44.099	2:41.538	1:17.537	45.024	210.1	38:50.928					
2	1	3:06.482	49.231	1:16.610	1:00.641	212.6	7:01.467	13	1	2:49.470	47.938	1:17.030	44.502	212.6	41:40.398					
3	1	3:30.360	1:06.461	1:33.574	50.325	131.1	10:31.827	14	1	2:47.326	<b>47.507</b>	1:15.642	44.177	217.3	44:27.724					
4	1	2:50.270	48.407	1:15.250	46.613	217.3	13:22.097	15	1	2:48.272	48.164	1:14.868	45.240	216.9	47:15.996					
5	1	2:48.587	47.911	1:15.214	45.462	219.1	16:10.684	16	1	2:46.593	48.064	1:14.409	44.120	217.7	50:02.589					
6	1	2:49.697	47.949	1:16.714	45.034	219.1	19:00.381	17	1	2:46.529	47.947	1:14.571	<b>44.011</b>	217.7	52:49.118					
7	1	2:48.752	48.056	1:16.058	44.638	216.4	21:49.133	18	1	2:47.236	47.848	1:15.207	44.181	216.0	55:36.354					
8	1	2:48.389	48.231	1:15.297	44.861	214.7	24:37.522	19	1	<b>2:46.407</b>	47.849	<b>1:14.156</b>	44.402	215.1	58:22.761					
9	1	2:47.381	47.876	1:14.765	44.740	209.7	27:24.903	20	1	2:48.767	48.312	1:15.863	44.592	220.0	1:01:11.528					
10	1	2:46.788	47.849	1:14.819	44.120	214.3	30:11.691													
11	1	3:55.138 B	47.787	1:34.297	1:33.054	201.5	34:06.829													



# SUPERCAR CHALLENGE+BMW M2 CUP SPA RACING FESTIVAL 2023

## Race 2

### Sector Analysis

■ Personal Best    
 ■ Session Best    
 ■ Crossing the pit lane

Lap	D	Time	Sector 1	Sector 2	Sector 3	T.Spd	Elapsed	Lap	D	Time	Sector 1	Sector 2	Sector 3	T.Spd	Elapsed
<b>432</b> Koopman Racing BMW M2 40 1.Emile DRUMMEN SP1 2.Tom DRUMMEN								9	1	2:45.593	48.000	1:13.562	44.031	201.9	27:07.475
1	1	4:05.171	1:52.838	1:23.538	48.795	177.3	4:05.171	10	1	2:46.105	48.189	1:13.677	44.239	208.1	29:53.580
2	1	3:02.945	50.620	1:23.446	48.879	180.0	7:08.116	11	1	3:44.659 <b>B</b>	48.324	1:23.709	1:32.626	207.3	33:38.239
3	1	3:27.529	1:03.007	1:32.138	52.384	119.6	10:35.645	12	1	4:47.067	2:44.529	1:16.788	45.750	203.0	38:25.306
4	1	2:56.769	49.270	1:19.831	47.668	197.4	13:32.414	13	1	2:52.369	49.521	1:17.206	45.642	199.3	41:17.675
5	1	2:54.415	49.050	1:18.916	46.449	205.3	16:26.829	14	1	2:51.236	48.986	1:17.554	44.696	193.2	44:08.911
6	1	2:53.359	48.919	1:18.489	45.951	215.6	19:20.188	15	1	2:51.157	48.542	1:17.272	45.343	182.4	47:00.068
7	1	2:52.591	48.382	1:17.952	46.257	216.9	22:12.779	16	1	2:51.393	48.317	1:18.057	45.019	206.5	49:51.461
8	1	2:51.829	48.344	1:17.090	46.395	208.9	25:04.608	17	1	2:50.012	48.295	1:16.441	45.276	190.8	52:41.473
9	1	2:51.660	48.448	1:17.429	45.783	220.4	27:56.268	18	1	2:52.060	48.839	1:17.083	46.138	197.4	55:33.533
10	1	2:51.507	48.179	1:17.324	46.004	211.8	30:47.775	19	1	2:48.630	48.597	1:15.644	44.389	209.3	58:22.163
11	1	3:51.138 <b>B</b>	49.088	2:01.210	1:00.840	194.9	34:38.913	20	1	2:48.988	48.032	1:16.433	44.523	208.5	1:01:11.151
12	1	4:11.279	2:08.121	1:18.502	44.656	210.1	38:50.192	<b>801</b> Traxx Racing Team Renault Clio 1.Ignace VAN DEN BROECK SP2 2.Leon ISERBYT							
13	1	2:49.303	48.186	1:16.949	44.168	209.3	41:39.495	1	1	4:08.938	1:54.871	1:25.672	48.395	159.5	4:08.938
14	1	2:47.477	47.480	1:16.164	43.833	220.4	44:26.972	2	1	3:04.838	52.822	1:23.157	48.859	193.9	7:13.776
15	1	2:46.872	<b>46.854</b>	1:16.146	43.872	225.5	47:13.844	3	1	3:24.008	1:00.783	1:31.466	51.759	126.0	10:37.784
16	1	2:46.010	47.096	1:15.164	43.750	219.5	49:59.854	4	1	4:14.589 <b>B</b>	51.470	1:19.540	2:03.579	196.7	14:52.373
17	1	<b>2:45.682</b>	46.973	1:15.209	<b>43.500</b>	222.7	52:45.536	5	1	5:31.247	3:21.395	1:21.925	47.927	187.5	20:23.620
18	1	2:47.647	47.680	<b>1:14.889</b>	45.078	221.8	55:33.183	6	1	2:58.587	50.908	1:20.579	47.100	198.5	23:22.207
19	1	2:47.670	47.113	1:16.378	44.179	220.4	58:20.853	7	1	2:57.361	50.416	1:19.558	47.387	201.5	26:19.568
20	1	2:49.518	47.323	1:18.052	44.143	211.4	1:01:10.371	8	1	3:00.838	50.576			193.5	29:20.406
<b>461</b> Raek Racing Zilhouette 1.Mark JOBST SP1								9	1	3:44.234 <b>B</b>	50.581	1:20.973	1:32.680	202.6	33:04.640
1	1	3:55.793	1:50.566	1:19.182	46.045	213.0	3:55.793	10	1	5:03.216	2:57.634	1:19.149	46.433	196.4	38:07.856
2	1	3:06.343	49.123	1:16.409	1:00.811	210.9	7:02.136	11	1	2:54.506	50.250	1:18.060	46.196	199.3	41:02.362
3	1	3:30.554	1:06.744	1:33.022	50.788	135.0	10:32.690	12	1	<b>2:53.974</b>	50.215	<b>1:17.655</b>	<b>46.104</b>	199.6	43:56.336
4	1	2:49.914	48.414	1:15.331	46.169	216.4	13:22.604	13	1	2:54.489	50.243	1:18.096	46.150	200.7	46:50.825
5	1	2:48.178	48.464	1:14.523	45.191	215.6	16:10.782	14	1	2:56.742	50.291	1:19.202	47.249	198.5	49:47.567
6	1	2:48.896	48.364	1:15.488	45.044	216.4	18:59.678	15	1	2:56.180	50.741	1:18.810	46.629	199.3	52:43.747
7	1	2:48.269	48.798	1:14.657	44.814	207.3	21:47.947	16	1	2:56.342	50.719	1:18.516	47.107	200.4	55:40.089
8	1	2:47.064	48.620	<b>1:13.870</b>	44.574	208.1	24:35.011	17	1	2:56.244	<b>50.112</b>	1:18.337	47.795	200.4	58:36.333
9	1	2:47.524	48.664	1:14.051	44.809	207.7	27:22.535	18	1	2:55.397	50.302	1:18.255	46.840	201.1	1:01:31.730
10	1	2:47.882	48.587	1:14.034	45.261	208.5	30:10.417								
11	1	3:55.681 <b>B</b>	48.404	1:33.922	1:33.355	208.9	34:06.098								
12	1	4:29.526	2:31.417	1:13.877	44.232	205.3	38:35.624								
13	1	2:46.344	48.150	1:14.088	<b>44.106</b>	210.5	41:21.968								
14	1	2:47.258	<b>47.913</b>	1:14.632	44.713	215.6	44:09.226								
15	1	2:46.435	48.169	1:14.025	44.241	217.7	46:55.661								
16	1	<b>2:46.327</b>	48.206	1:13.874	44.247	212.6	49:41.988								
17	1	2:47.611	48.325	1:15.028	44.258	209.7	52:29.599								
18	1	2:54.158	51.233	1:17.099	45.826	190.5	55:23.757								
19	1	2:52.851	50.348	1:16.833	45.670	196.7	58:16.608								
20	1	2:49.035	49.084	1:14.321	45.630	207.7	1:01:05.643								
<b>498</b> Zilhouette Racing Zilhouette 1.Pieter DE JONG SP1 2.Jack HOEKSTRA															
1	1	3:56.422	1:53.964	1:17.424	45.034	206.1	3:56.422								
2	1	3:06.541	49.159	1:16.139	1:01.243	190.8	7:02.963								
3	1	3:30.147	1:07.100	1:32.316	50.731	131.2	10:33.110								
4	1	2:46.694	48.069	1:14.489	44.136	215.6	13:19.804								
5	1	2:45.558	<b>47.898</b>	1:13.680	43.980	214.3	16:05.362								
6	1	2:46.236	48.514	1:13.817	43.905	206.1	18:51.598								
7	1	2:45.564	48.373	1:13.491	43.700	208.1	21:37.162								
8	1	<b>2:44.720</b>	47.939	<b>1:13.130</b>	<b>43.651</b>	209.7	24:21.882								